

# 2017 BARNESVILLE



## TROJAN FOOTBALL

**Season Record 10-2**

**Section 8AA Champions**

**Class AA State Tournament Participant**





## 2017 Barnesville Trojan Award Winners

Practice Player of the Year .....	Grant Inniger, Noah Vandal
Trojan Pride .....	Jonny Kletsch
Most Improved Football Player .....	Connor Morse
Rookie of the Year Award .....	Jackson Wahl
Most Valuable Offensive Lineman.....	Jonny Kletsch
Most Valuable Offensive Back .....	Brady Martz
Most Valuable Defensive Lineman .....	Alex Jenison
Most Valuable Defensive Back/LB.....	Brady Martz
Most Valuable Special Teams .....	Firmian Elsholz
Most Valuable Teammate .....	Matthew Bredman
Most Valuable Offensive Player .....	Brady Tweeton
Most Valuable Defensive Player .....	Brady Martz
Most Valuable Player.....	Brady Martz
Weightlifting Dedication Award .....	Jonny Kletsch, Hunter Zenzen
9th Grade Ironman Champion .....	Adam Tonsfeldt
10 <sup>th</sup> Grade Ironman Champion.....	Tanner Kadrmas
11 <sup>th</sup> Grade Ironman Champion.....	Jacob Morgan
12 <sup>th</sup> Grade Ironman Champion.....	Brady Martz
Overall Ironman Champion.....	Brady Martz with 143 points
<b>Midwest District - White All District</b>	
Jonny Kletsch, Brady Martz, Caleb Stetz, Jack Trowbridge, Hunter Zenzen	
<b>Honorable Mention All District</b>	
Preston Snobl, Jackson Wahl, Jackson Poepping	
<b>Midwest District Most Valuable Defensive Back</b>	
Brady Martz	
<b>Midwest District Most Valuable Specialty Player</b>	
Firmian Elsholz	
<b>All Section 8AA Team</b>	

Name: Gavin camperud

Parents: Kristin storey

Positions played: DT

# of years lettered: 2

Favorite Football Memory: Playing Hawley in the section finals

Person I admire the most and why: Couch Snowl because he just had this to get us fired up at anytime



Favorite quote: Winners never quit and quitters never win Vince Lombardi

Something I have taken from being a part of the BHS football team: you need to have pride in who you are as a team and what u do as a team

What will you miss next year: playing football with everyone

**Defensive Career Stats:**

Solo Tackles +3	Assisted Tackles +1	Tackle for Loss +2	Tipped Pass +1	Fumble Caused +4	Fumble Recovery +3	INT +5	Sack +4	Blocked Kick +5	Tackle on Kick +3	Total Points
9	10	2	0	0	0	0	2	0	0	49





Name: Tristan Elliott

Parents: Michael Elliott and Kristi Nodsle

Positions played: Offensive Tackle, Defensive Tackle, Nose Guard

# of years lettered: 1

Favorite Football Memory: Completing the Character Challenge Course because it taught me that I was capable of doing things I was terrified of.

Person I admire the most and why: Coach Bryan Strand because no matter what he doesn't give up on us and continues to push us to be better.

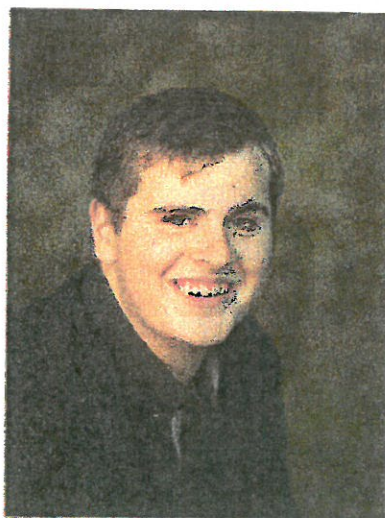
Favorite quote: "We should have gotten an Italian kid." -Bryan Strand

Something I have taken from being a part of the BHS football team: Being a team means that everybody is essential even if their name doesn't get called over the speakers.

What will you miss next year: Playing a sport I love with great friends.

#### Defensive Career Stats:

Solo Tackles +3	Assisted Tackles +1	Tackle for Loss +2	Tipped Pass +1	Fumble Caused +4	Fumble Recovery +3	INT +5	Sack +4	Blocked Kick +5	Tackle on Kick +3	Total Points
0	3	1	0	0	0	0	0	0	0	5





Name: Alexander Jenison

Parents: Matthew Jenison and Jamie Heising

Positions played: OG, DT , LB special teams

# of years lettered: 4 years

Favorite Football Memory: Being Section Champs back to back.

Person I admire the most and why: My Father inspires me to be a better person.

Favorite quote: **Semper fidelis** is a Latin phrase that **means** "always faithful" or "always loyal"



Something I have taken from being a part of the BHS football team: Never understanding true meaning of leaving it all on the field until this year.

What will you miss next year: The pregame prep talks in our little groups.

HONORS: All Section 2017, Defensive Lineman of the Year 2017

**Defensive Career Stats:**

Solo Tackles +3	Assisted Tackles +1	Tackle for Loss +2	Tipped Pass +1	Fumble Caused +4	Fumble Recovery +3	INT +5	Sack +4	Blocked Kick +5	Tackle on Kick +3	Total Points
21	42	7	1	2	3	0	3	0	17	200



Name: Jonny Kletsch

Parents: Joel and Jodi

Positions played: C, LG, RG, MLB, DT, DE

# of years lettered: 3

Favorite Football Memory: beating Hawley in the section championship

Person I admire the most and why: my brother Jacob because he understands the game and always pushes me to be my best in football.

Favorite quote: football is football, talent is talent, but the mindset of your team makes the all the difference - Robert Griffin the third


Something I have taken from being a part of the BHS football team: it takes a whole team and everyone to do their own job to be successful

What will you miss next year: celebrating after wins and spending time with good friends and good people

HONORS: All District 2017, Offensive Lineman of they Year 2017, Captain 2017, All District 2016

#### Defensive Career Stats:

Solo Tackles +3	Assisted Tackles +1	Tackle for Loss +2	Tipped Pass +1	Fumble Caused +4	Fumble Recovery +3	INT +5	Sack +4	Blocked Kick +5	Tackle on Kick +3	Total Points
28	42	9	4	1	2	0	1	0	0	162





Name: Robert Mark

Parents: Trace and Rani Hooker

Positions played: Running back, cornerback, and linebacker

# of years lettered: 3

Favorite Football Memory: Morning practices

Person I admire the most and why: All the coaches because they always keep us fired up and teach us.

Favorite quote: "Courage is not having the strength to go on it's going on when you don't have the strength." -SGT Joshua Lamb


Something I have taken from being a part of the BHS football team: You can't conquer other teams till you conquer your self.

What will you miss next year: Being part of the football family

#### Defensive Career Stats:

Solo Tackles +3	Assisted Tackles +1	Tackle for Loss +2	Tipped Pass +1	Fumble Caused +4	Fumble Recovery +3	INT +5	Sack +4	Blocked Kick +5	Tackle on Kick +3	Total Points
6	20	1	3	1	2	1	0	0	4	70

Offensive Career Stats: 20 carries for 122 yards, 2 rushing TD, 1 Kickoff Return for 19 yards, 12 points scored





Name: Joseph Marquart

Parents: Thomas Marquart Julie Marquart

Positions played: DL

# of years lettered: 1

Favorite Football Memory: meeting new people

Person I admire the most and why: Brady T- never gave up


Favorite quote: How we jump on one

Something I have taken from being a part of the BHS football team: a lot can be accomplished when you work together as a team

What will you miss next year: playing the sport I should have join sooner

**Defensive Career Stats:**

Solo Tackles +3	Assisted Tackles +1	Tackle for Loss +2	Tipped Pass +1	Fumble Caused +4	Fumble Recovery +3	INT +5	Sack +4	Blocked Kick +5	Tackle on Kick +3	Total Points
2	1									7



Name: Brady Martz

Parents: Stacy and Connie Martz

Positions played: RB and Defensive Back

# of years lettered: 3

Favorite Football Memory: Beating DGF on Homecoming my junior season and beating Hawley in the section final game my senior year

Person I admire the most and why: My dad, because he has always been there for me and has helped me grow as a person.

Favorite quote: "If you want to go fast, go alone. If you want to go far, you need a team" - John Wooden

Something I have taken from being a part of the BHS football team: Hard work and coming together as a family can get you a long way.



What will you miss next year: Playing under the lights with my best buddies.

HONORS: - Captain 2017, Craig Olson Athlete of the Week 2017, All District 2017, All Section 2017, Defensive Back of District 2017, Offensive Back of the Year 2017, Defensive Back of the Year 2017, Iron Man Team and grade champion 2017, MVP Defense 2017, MVP Team 2017, All District 2016, All Section 2016, Defensive Back of the year 2016 team,

**Defensive Career Stats:**

Solo Tackles +3	Assisted Tackles +1	Tackle for Loss +2	Tipped Pass +1	Fumble Caused +4	Fumble Recovery +3	INT +5	Sack +4	Blocked Kick +5	Tackle on Kick +3	Total Points
86	115	6	20	0	4	12	1	0	8	505

Offensive Career Stats: 230 carries for 2046 yards an 8.9 avg, 23 Rushing TD's, 3 Fumbles, 15 receptions for 220 yards and 4 TD's, 6 2 point conversions scored, career 226 points scored. 25 Kickoff Returns for 692 - 27.7 yard average and 3 TD returns.





Name: Jalen Plath

Parents: Larry and Crystal Plath

Positions Played : Tight End and Defensive End

Letter Winner - 2 years

Favorite Football Memory: Beating Hawley in the section championship game.

Person I admire the most and why: My parents, because they help me with a lot of stuff.

Favorite Quote: It never gets easier, you just get better


Something I have taken from being a part of the BHS football team: That a team is a family

What will you miss next year: All of the fun memories of playing with my friends.

**Defensive Career Stats:**

Solo Tackles +3	Assisted Tackles +1	Tackle for Loss +2	Tipped Pass +1	Fumble Caused +4	Fumble Recovery +3	INT +5	Sack +4	Blocked Kick +5	Tackle on Kick +3	Total Points
3	4	0	0	0	0	0	0	1	1	21

Offensive Career Stats: 3 Receptions for 42 yards and 1 Touchdown scored, career 6 points





Name: Tyler Stage

Parents: Pat and Lords stage

Positions played: ol/ dl

# of years lettered: 2

Favorite Football Memory: going to us bank stadium

Person I admire the most and why: al lenz he's always willing to teach me how to fix things


Favorite quote: HOW DO WE JUMP ON ONE - coach Trowbridge

Something I have taken from being a part of the BHS football team: Hard work pays off

What will you miss next year: waking up early for 6:45 morning practice

**Defensive Career Stats:**

Solo Tackles +3	Assisted Tackles +1	Tackle for Loss +2	Tipped Pass +1	Fumble Caused +4	Fumble Recovery +3	INT +5	Sack +4	Blocked Kick +5	Tackle on Kick +3	Total Points
1	1	0	0	0	0	0	0	0	0	4



Name: Caleb Stetz

Parents: Curt and Becky Stetz

Positions played: QB and S

# of years lettered: 2

Favorite Football Memory: Beating DGF for our homecoming game last year and beating Hawley this year for the Section Championship game

Person I admire the most and why: My parents, they are always supporting me and always there for me.

Favorite quote: "Set your goals high, and don't stop till you get there." -Bo Jackson

Something I have taken from being a part of the BHS football team: That the team is a family and that you need to work hard if you want to achieve your goals

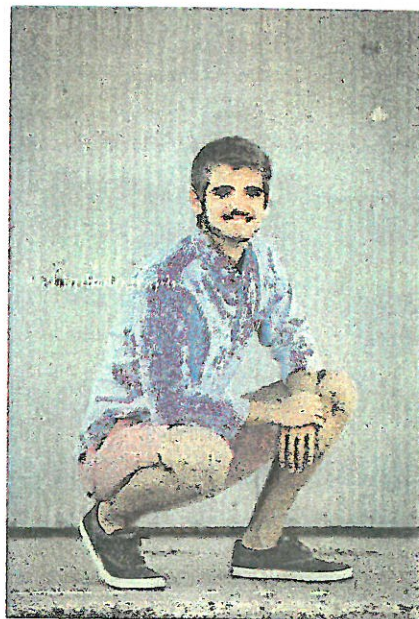
What will you miss next year: I will miss playing under the lights on Friday nights

HONORS: Captain 2017, All District 2017, Academic All District 2017 and 2016

**Defensive Career Stats:**

Solo Tackles +3	Assisted Tackles +1	Tackle for Loss +2	Tipped Pass +1	Fumble Caused +4	Fumble Recovery +3	INT +5	Sack +4	Blocked Kick +5	Tackle on Kick +3	Total Points
2	4	0	1	0	0	0	0	0	0	11

Offensive Career Stats: 55 Rushing Attempts for 9 yards, 10 fumbles, 1 Rushing TD, 2 2-point conversions scored, 10 career points scored. Passing - 84 completions on 157 attempts for 1346 yards, 20 passing TD's with 8 interceptions, career passing percentage 53.5 %





Name: Jack Trowbridge

Parents: Phil and Randi Trowbridge

Positions played: Tackle and Defensive Tackle

# of years lettered: 3

Favorite Football Memory: Beating Hawley to go to state and beating DGF in 2016 for homecoming

Person I admire the most and why: My parents for always helping me

Favorite quote: A champion is simply someone who did not give up when they wanted to - Vince Lombardi



Something I have taken from being a part of the BHS football team: How to work as a team and come together as a family

What will you miss next year: Everyone on the team and coming together

HONORS: All District 2017

#### Defensive Career Stats:

Solo Tackles +3	Assisted Tackles +1	Tackle for Loss +2	Tipped Pass +1	Fumble Caused +4	Fumble Recovery +3	INT +5	Sack +4	Blocked Kick +5	Tackle on Kick +3	Total Points
9	13	4	2	0	0	0	0	0	0	50





Name: Brady Tweeton

Parents: Ann and Kyle Tweeton

Positions played: Runningback, Cornerback, Safety (Defensive back)

# of years lettered: 4

Favorite Football Memory: Beating DGF on Homecoming and beating Hawley in the 2017 Section Finals.

Person I admire the most and why: My dad because I wouldn't be the person I am today without him pushing me to my limits.

Favorite quote: "Be great"

Something I have taken from being a part of the BHS football team: Doing the extra things in the offseason are important and also working as a team wins championships.


What will you miss next year: Playing one of my favorite sports every Friday night with all my friends.

**HONORS:** Awards - Captain 2017, Craig Olson Athlete of the Week 2017 and 2016 (2), All Section 2017, Academic All District 2017 and 2016, Academic All State 2017, Offensive Team MVP 2017, All District 2016, Most Valuable RB District 2016, All Section 2016, Most Valuable RB 2016 team, MVP Offensive Player 2016, All Conference HOL 2015, Rookie of the Year 2015, Iron Man Champion Grade 2014, 2015, 2016

#### Defensive Career Stats:

Solo Tackles +3	Assisted Tackles +1	Tackle for Loss +2	Tipped Pass +1	Fumble Caused +4	Fumble Recovery +3	INT +5	Sack +4	Blocked Kick +5	Tackle on Kick +3	Total Points
57	62	13	12	0	1	9	1	0	18	380

**Offensive Career Stats:** 329 career rushes for 3,354 yards 10.1 yard average, 11 fumbles and 55 rushing TD's, 13 2 - point conversions scored, 418 career points scored. 1 of 3 passing attempts for 23 yards, 39 receptions for 583 yards, 7 TD's Receiving, Extra point kicks 2/5, 25 punt returns for 280 yards, 16 Kickoff Returns for 474 yards and 1 TD scored



Name: Noah Vandal

Parents: Lawrence and Heidi Vandal

Positions played: RB, DB

# of years lettered: 2

Favorite Football Memory: Beating Hawley in the Fargodome

Person I admire the most and why: My Dad, for teaching me so many things.

Favorite quote: "Winners never quit and quitters never win." Vince Lombardi

Something I have taken from being a part of the BHS football team: Even if you're not very good at something, you will still be rewarded if you try your best.


What will you miss next year: Being a part of this team

HONORS: Practice Player of the Year 2017

Defensive Career Stats:

Solo Tackles +3	Assisted Tackles +1	Tackle for Loss +2	Tipped Pass +1	Fumble Caused +4	Fumble Recovery +3	INT +5	Sack +4	Blocked Kick +5	Tackle on Kick +3	Total Points
1	4	0	0	0	0	0	0	0	3	16

Offensive Career Stats: 16 rushing attempts for 59 yards, 3.7 yard average.





	Height	Weight	Bench Press 2pts each 5lbs over wgt	Pull ups 1 pt Each	30 Sec Dummy Jumps 1 pt Each	40 yd Dash	400	Total	
Martz, Brady	5'10	160	225	16	73	4.82	62	143	1st 12th
Jenson, Alex	5'9	190	295	11	66	5.04	78	137	
Tonsfeldt, Adam	5'6	130	170	13	76	5.13	68	127	1st 9th
Kadmas, Tanner	5'9	150	190	14	61	5.04	64	116	1st 10th
Zenzen, Hunter	6'3	190	230	7	63	5.28	63	110	
Affield, Jake	5'7	125	135	22	59	5.12	71	106	
Bredman, Matthew	6'0	150	x	15	64	4.76	62	106	
Kroll, Brady	6'0	170	225	7	54	5.03	68	105	
Wahl, Jackson	5'8	155	195	22	42	4.86	68	105	
Stetz, Caleb	6'0	155	185	10	62	5.29	72	103	
Anderson, Hunter	5'8	135	160	8	64	5.24	73	100	
Morgan, Jacob	5'7	145	155	21	51	4.92	69	100	1st 11th
Brenner, Chase	5'6	130	165	17	54	5.06	86	99	
Heng, Cameron	5'10	130	145	10	58	5.21	71	94	
Roller, Wyatt	5'5	135	160	8	63	5.32	81	94	
Inniger, Grant	6'3	170	170	12	60	5.19	64	94	
Vandal, Noah	5'10	160	165	7	63	5.49	69	91	
Plath, Jalen	6'0	155	175	10	52	5.19	72	90	
Snobl, Preston	6'4	170	160	8	55	4.89	65	88	
Kletsch, Jonny	6'1	205	275	8	39	5.42	84	85	
Lewis, Owen	6'2	170	135	23	46	5.3	75	83	
Askegaard, Sam	6'0	140	100	9	54	5.21	71	81	
Elsholz, Firmian	6'1	155	115	7	48	4.93	61	80	
Becker, Brayden	5'8	135	110	6	61	5.61	73	79	
Mark, Joey	5'10	150	145	12	48	5.28	70	78	
Krause, Noah	5'8	135	130	6	54	5.25	74	76	
Morse, Connor	6'0	200	200	8	54	5.46	75	75	
Trowbridge, Jack	6'2	230	245	2	58	5.56	89	75	
Gray, Noah	5'8	135	110	4	55	5.46	76	72	
Herbranson, Mason	5'9	135	115	7	50	5.50	72	71	
Abarr, Graham	5'7	155	155	7	54	5.73	76	71	
Zenzen, Kaden	6'0	150	150	6	52	5.67	73	70	
Samuelson, Matt	5'11	210	190	0	55	5.45	76	68	
Torfin, Blake	6'1	135			55	5.45	76	68	
Schiefert, Aaron	5'10	155	110	1	49	5.57	68	66	
Erickson, Connor	5'7	150	125	2	51	5.53	77	64	
Poepping, Jackson	6'0	215	205	3	54	5.76	88	62	
Eaton, Dustin	5'10	160	130	3	47	5.57	78	61	
Krueger, Bryce	5'5	125	105	0	44	5.77	104	49	
Duphorn, Brayden	5'11	160	105	0	39	5.35	76	48	
Rick, Nolan	5'9	200	125	0	42	5.60	87	48	
Swenson, Cole	5'9	170	115	0	42	5.60	87	48	
Ackerson, Eric	5'6	150	115	0	47	6.16		48	
Bolgrean, Ian	5'8	150	115	0	47	5.81	88	43	
Elliott, Tobias	5'11	220	155	1	39	6.12	102	41	
Enstad, Leif	5'10	170	125	1	32	5.65	98	39	
Paul, Marcus	5'7	205	145	0	36	6.13	101	37	
Johnson, Ashton	5'10	265	200	0	35	6.07	112	37	
Poppel, Jared	5'9	200	160	3	27	5.93	102	33	
Stage, Tyler	6'4	280	175	0	32	6.10	149	32	
Moen, Mason	5'11	195	155	0	30	6.34	89	30	
Affield, Travis	5'6	190	145	0	25	6.85	104	25	
Elliot, Tristan	6'3	238	135	0	25	6.23	111	25	
Marquart, Joey	6'4	360	175	0	22	6.20	150	22	
Martinson, Brooks									
Mark, Robert									
Tweeton, Brady	5'11	160							



2018								
Name	Height	Weight	Bench Press 2pts each 5lbs over wgt	Pull ups 1 pt Each	30 Sec Dummy Jumps 1 pt Each	40 yd Dash	400	Total
Bredman, Matthew, 2014	5'8	116	100	10	45	5.4	67	71
2015	5'11	131	120	15	48	5.07	61	88
2016	6'0	140	140	15	52	4.98	62	92
2017	6'0	150	x	15	64	4.76	62	106
Camperude, Gavin, 2014	5'11	258	190	0	42	5.84	118	46
2015	6'0	251	205	0	34	5.56	82	41
2016	6'0	295	225	1	37	5.7	109	43
2017	6'0	320						
Elliot, Tristan, 2014	6'0	195	105	0	25	6.65	104	25
2015	6'2	206	145	0	25	6.29	89	25
2016	6'2	230	135	0	31	6.14	92	32
2017	6'3	238	135	0	25	6.23	111	25
Jenson, Alex, 2013	5'7	145	115	11	56	5.17	75	78
2014	5'9	156	170	14	58	5.19	64	98
2015	5'9	190	195	10	55	5.39	71	79
2016	5'9	190	235	6	56	5.03	67	104
2017	5'9	190	295	11	66	5.04	78	137
Kletsch, Jonny, 2013	5'4	140	115	0	32	6.03	97	34
2014	5'7	154	145	0	37	6.18	97	38
2015	5'11	180	215	11	46	5.52	77	78
2016	6'0	195	255	10	50	5.41	84	94
2017	6'1	205	275	8	39	5.42	84	85
Mark, Robert, 2014	5'3	108	120	15	41	5.5	80	67
2015	5'6	125	155	15	52	5.2	73	91
2016	5'7	135	160	19	58	5.01	72	108
2017								
Marquart, Joey, 2017	6'4	360	175	0	22	6.20	150	22
Martz, Brady, 2013	5'1	100	95	10	54	5.49	73	74
2014	5'6	119	135	15	58	5.47	70	92
2015	5'9	136	165	16	62	5.11	65	111
2016	5'10	150	190	15	61	4.99	70	115
2017	5'10	160	225	16	73	4.82	62	143
Plath, Jalen, 2014	5'8	127	110	4	34	6.15	90	39
2015	5'10	138	125	6	52	5.53	70	70
2016	5'11	145	135	7	48	5.18	68	75
2017	6'0	155	175	10	52	5.19	72	90
Stage, Tyler, 2014	6'3	267	135	0	15	7.1	131	15
2015	6'4	282	155	0	19	6.52	101	19
2016	6'4	295	160	0	21	6.77	114	21
2017	6'4	280	175	0	32	6.10	149	32
Stetz, Caleb, 2014	5'7	114	115	7	57	5.69	82	69
2015	5'10	130	130	7	51	5.46	72	69
2016	5'11	140	155	11	58	5.19	71	95
2017	6'0	155	185	10	62	5.29	72	103
Trowbridge, Jack, 2014	6'0	202	155	0	25	6.5	99	25
2015	6'2	237	185	0	25	6.26	88	25
2016	6'2	255	230	0	34	5.83	95	38
2017	6'2	230	245	2	58	5.56	89	75
Tweeton, Brady, 2013	5'5	110	125	19	60	5.25	63	107
2014	5'8	114	150	24	57	5.81	INJ	99
2015	6'0	144	185	23	62	4.89	57	134
2016	6'0	160	205	20	69	4.73	58	137
2017	5'11	160						
Noah Vandal, 2016	5'10	160	135	10	51	5.36	68	79
2017	5'10	160	165	7	63	5.49	69	91



<b>2019</b>								
			<b>Bench Press 2pts each 5lbs over wgt</b>		<b>30 Sec Dummy Jumps 1 pt Each</b>			
<b>Name</b>	<b>Height</b>	<b>Weight</b>		<b>Pull ups 1 pt Each</b>		<b>40 yd Dash</b>	<b>400</b>	<b>Total</b>
Askegaard, Sam, 2017	6'0	140	100	9	54	5.21	71	81
Brenner, Chase, 2015	5'5	118	140	18	53	5.11	67	110
<b>2016</b>	5'6	125	145	18	59	4.9	68	117
<b>2017</b>	5'6	130	165	17	54	5.06	86	99
Dent, Gabe, 2015	6'2	162	110	2	42	5.69	80	49
<b>2016</b>	6'2	180	140	6	48	5.22	75	69
Detloff, Nick, 2015	5'11	171	145	2	48	5.12	68	68
	6'0	180	165	4	50	4.82	69	77
Hinsz, Kellen, 2015	5'9	127	120	8	56	5.28	67	81
	6'0	155	150	11	58	4.99	69	88
Inniger, Grant, 2015	6'1	136	120	5	38	5.65	70	54
<b>2016</b>	6'2	160	160	8	50	5.44	66	76
<b>2017</b>	6'3	170	170	12	60	5.19	64	94
Johnson, Ashton, 2015	5'9	210	125	0	32	6.38	102	32
<b>2016</b>								
<b>2017</b>	5'10	265	200	0	35	6.07	112	37
Martinson, Brooks, 2015	5'7	138	85	0	48	5.75	79	53
<b>2016</b>	5'9	150	125	1	50	5.31	66	70
<b>2017</b>								
Morgan, Jacob, 2016								
<b>2017</b>	5'7	145	155	21	51	4.92	69	100
Poepping, Jackson, 2015	5'10	148	115	3	50	6.32	84	53
<b>2016</b>	5'11	180	170	4	43	5.84	73	57
<b>2017</b>	6'0	215	205	3	54	5.76	88	62
Poppel, Jared, 2015	5'8	180	135	4	25	6.09	88	30
<b>2016</b>	5'9	210	155	4	24	5.97	88	31
<b>2017</b>	5'9	200	160	3	27	5.93	102	33
Snobl, Prston, 2016	6'3	170	145	7	39	4.83	62	72
<b>2017</b>	6'4	170	160	8	55	4.89	65	88

<b>2020</b>								
			<b>Bench Press 2pts each 5lbs over wgt</b>		<b>30 Sec Dummy Jumps 1 pt Each</b>			
<b>Name</b>	<b>Height</b>	<b>Weight</b>		<b>Pull ups 1 pt Each</b>		<b>40 yd Dash</b>	<b>400</b>	<b>Total</b>
Abarr, Graham, 2016	5'6	140	135	5	42	5.75	76	57
<b>2017</b>	5'7	155	155	7	54	5.73	76	71
Affield, Jake, 2017	5'7	125	135	22	59	5.12	71	106
Anderson, Blake, 2016	5'5	160	55	0	21	6.77	109	21
Anderson, Hunter, 2016	5'7	120	105	12	36	5.7	75	58
<b>2017</b>	5'8	135	160	8	64	5.24	73	100
Enstad, Leif, 2016	5'10	140	105	3	24	5.75	84	32
<b>2017</b>	5'10	170	125	1	32	5.65	98	39
Gray, Noah, 2016								
<b>2017</b>	5'8	135	110	4	55	5.46	76	72
Kadrmass, Tanner, 2016								
<b>2017</b>	5'9	150	190	14	61	5.04	64	116
Morse, Connor, 2017	6'0	200	200	8	54	5.46	75	75
Samuelson, Matt, 2016	5'11	200	155	0	28	5.54	79	38
<b>2017</b>	5'11	210	190	0	55	5.45	76	68
Sherva, Hayden, 2016	5'8	110	95	15	39	5.03	69	75
Torfin, Blake, 2016	5'10	115	80	4	34	5.55	77	49
<b>2017</b>	6'1	135			55	5.45	76	68
Wahl, Jackson, 2016	5'8	145	130	13	50	5.11	71	82
<b>2017</b>	5'8	155	195	22	42	4.86	68	105
Zenzen, Hunter, 2015	6'1	160	160	8	45	5.63	68	66
<b>2016</b>	6'2	180	185	7	51	5.43	64	77
<b>2017</b>	6'3	190	230	7	63	5.28	63	110



2021								
Name	Height	Weight	Bench Press 2pts each 5lbs over wgt	Pull ups 1 pt Each	30 Sec Dummy J 1 pt Each	40 yd Dash	400	Total
Ackerson, Eric, 2017	5'6	150	115	0	47	6.16		48
Becker, Brayden, 2017	5'8	135	110	6	61	5.61	73	79
Bolgrean, Ian, 2017	5'8	150	115	0	47	5.81	88	43
Duphorn, Brayden, 2017	5'11	160	105	0	39	5.35	76	48
Elliott, Tobias, 2017	5'11	220	155	1	39	6.12	102	41
Erickson, Connor, 2017	5'7	150	125	2	51	5.53	77	64
Herbranson, Mason, 2017	5'9	135	115	7	50	5.50	72	71
Kroll, Brady, 2017	6'0	170	225	7	54	5.03	68	105
Mark, Joey, 2017	5'10	150	145	12	48	5.28	70	78
Moen, Mason, 2017	5'11	195	155	0	30	6.34	89	30
Paul, Marcus, 2017	5'7	205	145	0	36	6.13	101	37
Rick, Nolan, 2016	5'7	185	90	0	20	6.68	90	20
2017	5'9	200	125	0	42	5.60	87	48
Roller, Wyatt, 2017	5'5	135	160	8	63	5.32	81	94
Schiefert, Aaron, 2017	5'10	155	110	1	49	5.57	68	66
Swenson, Cole, 2017	5'9	170	115	0	42	5.60	87	48
Tonsfeldt, Adam, 2017	5'6	130	170	13	76	5.13	68	127

<b>2022</b>								
Name	Height	Weight	Bench Press 2pts each 5lbs over wgt	Pull ups 1 pt Each	30 Sec Dummy Jumps 1 pt Each	40 yd Dash	400	Total
Affield, Travis, 2017	5'6	190	145	0	25	6.85	104	25
Heng, Cameron, 2017	5'10	130	145	10	58	5.21	71	94
Krause, Noah, 2017	5'8	135	130	6	54	5.25	74	76
Krueger, Bryce, 2017	5'5	125	105	0	44	5.77	104	49
Zenzen, Kaden, 2017	6'0	150	150	6	52	5.67	73	70



# Barnesville Ready To Defend Section Championship

**Tracy Hinsz**  
Sports Writer



The Barnesville Trojans return to the gridiron in 2017, coming off a Section 8AA Championship that saw the team make it to the State Football Semi-Finals where they got to play at the new, US Bank billion-dollar stadium. Barnesville put up a great fight against powerful Caledonia before their season came to an end, but a memorable season to all who played, coached or was a fan.

Head Coach Bryan Strand returns for his 13th year as Barnesville football coach, with an overall record of 94 wins and 35 losses. His 2016 team finished with 11 wins and one loss, winning the Midwest District White Division with a 6-0 record.

Strand will be assisted by Offensive Coordinator Phil Trowbridge who returns for his 18th season as an assistant coach in Barnesville. The junior varsity will now be coached by newly hired Nick Paur, while the freshman team will be coached by another newbie in Robbie Strand. Both coaches are new to the system in coaching terms, but have played or coached for or against the Trojans in years past.

Volunteer assistant coaches will include Scott Snobl, Nate Strand, Dain Biewer and Ace Gregg, with the junior high program being led by eighth grade coach Matt Askegaard, seventh grade coach Scott Amundson and junior high assistant Tracy Hinsz.

Barnesville lost many key players from their state semi-final team of last year as Kieran Johnson,

Owen Jerald, Connor John, Joey Roste, Brady Berg, Cole Tharaldson, Brett Allmaras, Chandler Burnside, Xavier Kadrmaz, DJ Gardner, Andrew Wastweet, Brandon Holte, Austyn Boyum and Blake Ishaug all graduated.

"I was very happy with our success from last season," stated Head Coach Bryan Strand. "We worked very hard everyday and made it to US Bank Stadium and the state semi-finals. We had a tremendous group of seniors that led us from start to finish, while adding in a talented group of sophomores and juniors that played a big part in our success. They were very fun to coach and came together during the season. We had the right parts at the right time, staying healthy for the most part the whole season. It was a fantastic year to say the least."

The Trojans are returning a core of their offensive, skill position players for the 2017 season as quarterback Caleb Stetz and running back, Brady Tweeton and Brady Martz are back for their senior season.

But, as luck would have it, Tweeton, who tallied 1900 yards rushing with 28 touchdowns, suffered a severe ankle injury a few days before the start of the football season that will see him miss a significant amount of time with the hopes that he will be able to return to the program at some point during the year.

Stetz returns for his senior season after throwing for 12 touchdowns and close to 700 yards passing in 2016, as does Martz, who tallied 700 yards rushing and 10 touchdowns as well. The two of them will be expected to lead the offense during the early stages of the season. Another senior, Jonny Kletsch, returns to anchor the offensive line that lost three starters from a year ago. Kletsch will be moving to guard to make room for junior, Jackson Poepping, who will

take over at the center position. Senior, Jack Trowbridge will return to anchor the right tackle position, leaving two spots left for new players to fight for.

"We should have a great group of seniors to lead us again in 2017," said Strand. "Brady Tweeton, Brady Martz, Caleb Stetz and Jonny Kletsch are true leaders that we expect will push our younger players to improve on a daily basis. Tweeton's injury will force some different players to step up and fill his shoes, which we expect will happen."

Juniors, Preston Snobl and Chase Brenner will be expected to help fill some of the statistics that will be missing with the loss of Tweeton. Snobl will move to full back with Brenner taking over at one of the half back spots to fill out the Trojan backfield. But the success of these players will fall onto the shoulders of the offensive line as last year's team had a fantastic group of lineman that propelled their success.

Another player to watch this season is sophomore, Hunter Zenzen. Zenzen returns as a tight end on offense and a defensive end on defense after seeing plenty of playing time last season. The coaching staff has high expectations for Zenzen after a very productive freshman season.

Other players to keep an eye on include seniors, Joey Marquart-defensive tackle, Alex Jenison-offensive line, Dominic Leu-tight end, with sophomore Connor Morse-offensive line, freshman Adam Tonsfeldt-running back, defensive back and foreign exchange student Firmian Elsholz who will take over the kicking duties.

Players that hope to see playing time this season include seniors, Matt Bredman, Robert Mark, Noah Vandal, Jalen Plath, Gavin Camperud, Tristan Elliott and Tyler Stage, with juniors Sam Askegaard,



Jacob Morgan, Brooks Martinson, Grant Inniger, Jared Poppel, Ashton Johnson, Dustin Eaton and Owen Lewis. Sophomores include Jack Wahl, Blake Torfin, Noah Gray, Jake Affield, Hunter Anderson, Graham Abarr, Leif Enstad, Tanner Kadmas and Matt Samuelson, while freshman players will be Nolan Rick, Mason Herbranson, Brayden Becker-Noide, Wyatt Roller, Aaron Schiefert, Ian Bolgrean, Connor Erickson, Eric Ackerson, Brayden Duphorn, Cole Swenson, Mason Moen, Toby Elliott, Marcus Paul, Brady Kroll and Joey Mark.

"We have a great group of players returning at all levels this season," said Strand. "Our numbers are strong with most players returning and some new players coming out. We hope that these athletes will give us some much needed competition in practice, while getting the repetitions to possibly help us in games. This is always an exciting time of year as players start to make their presence known, earning varsity playing time."

The Trojans will once again battle teams in the Midwest District, representing the white division. They will be joined by the Breckenridge Cowboys, Crookston Pirates, Hawley Nuggets, Pelican Rapids Vikings, Roseau Rams and Warroad Warriors.

As fun as last year's season was for everyone involved, Coach Strand and the players know that a new season is under way and resting on your laurels can be a disastrous mind set.

"We truly enjoyed our run last year, but we have moved on to 2017," mentioned Strand. "We will take what we learned from the season and input the effective strategies into our program again this season. We will push our players to be the best they can be each and every day. We cannot look back and think anything will be easy this year. Other teams are returning valuable pieces to their team and want to win the section championship as well. They will be gunning for us since we are the defending champions, trying to knock us off so they can experience their own magical season. I am excited to see how we respond."

Strand believes that the Hawley Nuggets, Breckenridge Cowboys and Barnesville Trojans will be Midwest District favorites, with

Hawley, United North Central and Barnesville having a great chance to win the section championship, while everyone in the state will still be chasing powerful Caledonia for the top prize.


Barnesville's season will begin on Friday, September 1 at home against Dilworth-Glyndon-Felton. Home field has been a huge advantage for the Trojans since 2007 as they sport an overall record of 51-1 with their only loss coming in 2011 in the playoffs to Warroad, something the team takes great pride in and wants to keep on growing.

"I am very excited for the upcoming season," said Strand. "We will need to find some people to step up and take the place of Brady Tweeton on both sides of the ball, but I feel we have the players to do so. Leaders like Caleb Stetz and Brady Martz will be vital in getting our players to play the Trojan way. I am excited to see how our offensive line takes shape and to get a look at players like Hunter Zenzen, Preston Snobl, Jackson Poepping and Firmian Elsholz as they continue to improve everyday. We need for all our players to adapt the team mentality and fight for each other on every play."

We have a fantastic home record over the last 9-10 years and need to defend our home field again this season. If we can ride out the storm early in the season and stay healthy, we should be competitive in every game. We are hoping to get Brady Tweeton back by week five to help us down the stretch. He is a tremendous athlete that would help our end of the season push as we play Breckenridge and Hawley. They are two of the best teams around so if we can stay healthy, we should have some great games."

Captains for the 2017 season will be Jonny Kletsch, Brady Tweeton, Brady Martz and Caleb Stetz.





Members of the Barnesville Trojan Football team are, left to right, front row - Robert Mark, Brady Martz, Caleb Stetz, Matthew Bredman, Brady Tweeton, Tristan Elliot, Tyler Stage, Joey Marquart, Dom Leu, Jack Trowbridge, Jonny Kletsch, Jalen Plath, Noah Vandal, Alex Jenison;

row two - Student Manager Jacob Strand, Student Manager Christian Lien, Assistant Coach Robbie Strand, Assistant Coach Nate Strand, Assistant Coach Phil Trowbridge, Assistant Coach Scott Snobi, Head Coach Bryan Strand, Assistant Coach Nick Paul, Assistant Coach Dain Blewer, Team Trainer Tessa Martin, Assistant Coach Ace Gregg, Student Manager Jay Tschumperlin, Student

Manager Dawson Gregg;

row three - Brady Kroil, Kaden Zenzen, Jackson Poepping, Firmian Eisholz, Grant Inniger, Owen Lewis, Preston Snobi, Hunter Zenzen, Sam Askegaard, Connor Morse, Blake Ishaug, Matt Samuelson, Brooks Martinson, Brayden Duphorn;

row four- Marcus Paul, Mason Herbranson, Aaron Schiefert, Tanner Kadrmas, Jackson Wahl, Leif Enstad, Toby Elliott, Mason Moen, Ashton Johnson, Hunter Anderson, Cole Swenson, Cameron Heng, Joey Mark;

row five - Adam Tonsfeldt, Jake Affield, Connor Erickson, Logan Ernst, Brayden Becker, Noah Gray, Nolan Rick, Jared Poppel,

Ian Bolgrean, Graham Abarr, Noah Krause, Jacob Morgan, Chase Brenner;


row six - Student Manager Madi Sossa, Student Manager Callie Krause, Wyatt Roller, Eric Ackerson, Travis Affield, Bryce Krueger, Student Manager Allysa Allen, Student Manager Kaitlyn Thompson;

Cheer Advisor Randi Trowbridge;

row seven - Cheerleaders Tori Buckhouse, Caroline Redding, Sommer Derro, Lilly Trowbridge, Alexis Abel, Sydney Engel, KayLea Berg, Jaycie George and Jaclyn Keller.



# SPORTS



David Ramsey / The Forum

Jonah, Jacob, Jimmy and Jonny Kletsch have all made an impact with the Barnesville High football team.

## THE KLETSCHE BUS

Barnesville family has been a mainstay of the football community

By Chris Murphy  
cmurphy@forumonline.com  
Barnesville, Minn.

The rusted 1946 Chevy bus sits at the Kletsch family home in Barnesville, Minn., awaiting game day. For the last five years, with flags flying and the horn honking, the bus with "Trojans" written on the side has been the first to arrive at Barnesville High School for football games and the last to leave.

Getting it to game day is not always easy.

"We're working on that stupid thing right now," Jacob Kletsch, the oldest of the four Kletsch boys, said. "Jonah is over there cussing and swearing at it right now."

On Tuesday Jacob and his younger brother Jonah

were working on the starter, laughing about how their dad's eyes would light up when they drove by it when it was for sale.

Jonah talked about the bus with the clichés of a coach discussing an injured player, as the two prepped the bus for Friday's home and season opener against Dilworth-Glyndon-Felton.

"We just take it one week at a time," Jonah said. "We just need to get it to the field each home game."

They make fun of it, but the bus symbolizes the Kletsch family. Just like it, some way, somehow the Kletsch family will make it to the field for Barnesville.

Jacob and Jonah's younger brother Jimmy played through a broken wrist his senior year, resulting in

nearly a year of casts and surgeries after he was done playing. No one knew because he never complained. The youngest brother, Jonny, broke his ankle last season in the section championship game against Hawley. He had to be told he could not play two weeks later in the state semifinals.

As Jacob says, the four Kletsch brothers are "all in some way, but different by a little bit."

Jacob is the talker, while Jonah has a smirk that does most of his talking for him. Both Jacob and Jonah played mostly on the offensive and defensive lines for four years with Jacob graduating in 2012 and Jonah in 2014. Jimmy is the smallest and the quietest of the four, playing linebacker and fullback until

he graduated in 2016.

Consensus is Jimmy is the brains of the bunch. Jonny is the baby of the family, though the size of him says different. His brothers believe he will turn out to be the biggest, strongest and fastest, though there are a few arguments in regards to the latter. Jonny is moving to guard this season and will play linebacker.

The one thing the brothers share is all four have been captains for Barnesville, with Jonny finishing off the tradition in his senior season.

"It's family," Jacob said.

The pride in this town for football I don't know how to describe it, and what (Barnesville coach Bryan Strand) has done with this football program it's really

been fun to watch. I was kind of in the start of things. It's hard to describe. The feeling when you run out on that field there's nothing like it. I told all my brothers there's nothing like when I was running on the field. I'd give anything to get back on the football field."

It's not just the four boys, as their parents, Jodi and Joel, are driving the bus in more ways than one. The two moved to Barnesville in 1994, when Jacob was little. Outside of getting the bus to games, the two make sandwiches for road games for the team and host a breakfast before first-round playoff games. The first breakfast was 42 players. Last year there were 103 players and parents.

BUS: Page D2

## RedHawks rally late to stay tied for lead in wild-card standings

By Eric Peterson  
epeterson@forumonline.com

FARGO — The Fargo-Moorhead RedHawks blended stellar pitching with clutch hitting on a crisp Wednesday evening at Newman Outdoor Field. That combination proved successful.

Designated hitter Chris


RedHawks 4, Lincoln 0

Grayson capped a four-run eighth inning with a three-run double that helped lift the RedHawks to a 4-0 victory against the Lincoln Saltdogs in American Association baseball before 3,900 fans.

"We have to win," said RedHawks interim manager Michael Schlacht.

The RedHawks (54-41) snapped a two-game losing streak and remained tied with the Kansas City T-Bones for first place in the wild-card standings.

REDHAWKS: Page D2



Fargo-Moorhead's Chris Grayson celebrates his three-run double in the eighth inning as Lincoln's Nathaniel Maggio can only watch Wednesday at Newman Outdoor Field.

David Ramsey  
The Forum

## Menard will return next year; time is now for Waage

By Jeff Kolpack  
jkolpack@forumonline.com

FARGO — Greg Menard carries a 3.8 grade point average in civil engineering and has been honored with virtually every academic award there is out there. Now a senior, it's a sure bet companies will be getting in line to hire him.

But Menard is not ready to give up his athletic career just yet. The standout defen-

Mississippi Valley State at North Dakota State

► Up next: 2:30 p.m. Saturday  
► TV: KVLY, ESPN 3  
► Radio: 107.9-FM, 1060-AM, 92.7-FM

sive end suffered a torn ACL in his knee in practice earlier this month and his surgery last Friday was termed successful, he said.

He played as a true freshman in 2014, mean-



Menard Waage

ing he could return next year after redshirting this season. There appears to be no doubt to his plan.

"For sure, I'll definitely be back," Menard said. "The only thing I can think about right now is helping the young guys out and get myself better at the same time."

One of those young guys, defensive end Spencer Waage (pronounced Way-gee), will play as a true freshman. He's the only member of that class who won't be redshirted

and will play in the season opener Saturday afternoon against Mississippi Valley State at Gate City Bank Field at the Fargodome.

"It's hard to describe in words," said Waage, from Watertown, S.D. "I'm nervous and excited all at the same time. I'm just excited to get the chance."

It's doubtful he would have gotten the chance this year if Menard hadn't gotten

hurt. It was a non-contact injury — he was turning the corner on a pass rush when his leg just gave out.

"It was kind of a freak accident," Menard said. "I was pretty bummed out. It always sucks because it's your senior year, your last go-around. You think about all the workouts, just putting your mind to it and

BISON: Page D2



## REDHAWKS

From Page D1

The top team in the wild card earns a spot in the postseason. Kansas City owns the head-to-head tiebreaker against F-M.

"When you come down the stretch like this and you know you're tied with another team that holds your tiebreaker, you can't worry too much about that," Schlacht said. "You just have to try to win every game."

RedHawks shortstop Yhoxian Medina came to

the plate with the bases loaded and one out in the eighth inning after Lincoln intentionally walked F-M leadoff hitter Devan Ahart.

Medina fell behind 0 balls, 2 strikes in the count before fouling off two pitches. Medina then hit a grounder to the second baseman that was ruled an infield single, and scored Trevor Adams from third base to give the RedHawks a 1-0 lead.

"Medina battled. That was a great at-bat," Schlacht said. "That was

huge for us."

Grayson put an exclamation point on the game-deciding rally with a ringing double into right-center field that cleared the bases and gave the RedHawks a 4-0 lead.

"That's a good team over there," Grayson said. "One run is not enough. ... We're not satisfied with one run."

Grayson finished 1-for-4, but that one hit was critical as the RedHawks try to make a push for the postseason with five

games remaining in the regular season.

"He's been of the clutch guys," Schlacht said of Grayson. "He showed you right there selectivity again. He got a pitch he could drive and he didn't miss it."

RedHawks starter Tyler Herron pitched 7½ scoreless innings. The right-hander scattered eight hits, struck out eight batters and walked none, but didn't figure in the decision. Herron lowered his season ERA to 3.09 with the performance.

"Herron is a high-class guy," Grayson said. "Even though he left the game without the win, he knows he gave us a chance as hitters to win the game. ... He put us in a situation to win."

RedHawks reliever Trey McNutt got Lincoln second baseman Cesar Valera to ground into a double play to end the top of the eighth inning. The Saldogs had runners on first and second base with one out when McNutt came on in relief of Herron. McNutt earned

the victory.

RedHawks closer Casey Weathers pitched a scoreless ninth inning in a non-save situation to seal the victory.

"As long as our pitchers keep us in it ... we're confident in our squad to get it done," Grayson said.

The RedHawks host Lincoln (57-37) at 12:30 p.m. Thursday at Newman Outdoor Field to conclude the five-game series. That is the final home game of the regular season for F-M.

Readers can reach Forum reporter Eric Peterson at (701) 245-5513

BISON

From Page D1

getting ready to go. But after some time, you look and think it could have been worse. I could have lost a senior season."

The 6-foot-4, 245-pound Waage has the length and athleticism Bison coaches like in a defensive lineman.

He was the first verbal commitment of the 2017 recruiting class and ironically will be the first to play.

He had 5.5 quarterback sacks his senior year of high school. In a testament to his quickness, he blocked four punts recovering one for a touchdown.

"We're excited about his growth and potential," said head coach Chris Killeman. "We'll play him in the first game, get his feet wet and see how much more he can grow and continue to help us. Whether that means to plays or 25

plays through non-conference, he needs game experience."

Meanwhile, Menard will go the way of defensive tackle Nate Tanguay in making his way back from ACL surgery. Tanguay hurt his toward the end of last season and is fully recovered to play.

"He's giving me advice on how to go about it," Menard said.

The table was set for a standout senior year. Menard was one of 21 players named to the "watch list" for the Buck Buchanan Award, which goes to the best defensive player in the FCS. He said he's looking ahead, to the point that he wants, no part of watching the play on video when he got hurt. NDSU films every practice.

"I don't want to look at it," he said.

Readers can reach Forum reporter Jeff Neuhart at (701) 245-5544. Neuhart's Bison Media Blog can be found at [bisonmedia.com/news](http://bisonmedia.com/news) and Twitter @FOOTBALLWINTER

BUS

From Page D1

"It's just kind of grown," Jodi said. "All the parents jump in and help. It's not just a Kletsch family thing. We clean up the shop and set up tables and chairs, but everybody helps."

"(Barnesville football) has meant a lot. It's our social, our interaction with other parents and kids. It's just fun. We look forward to it every year."

Heading into Jonny's final season, the 10th straight football season for the Kletsch boys. Barnesville is 84-37 with a Kletsch on the varsity roster, including three section titles. Strand is 94-35 in his career as Barnesville football coach,

with the Kletsch boys being part of a majority.

"They are both always smiling and such great people. I honestly can't say it enough or with enough sincerity," Strand said about Jodi and Joel.

"I think our family is going to be apart, and if we are we'll still be coming back to visit," Jodi said. "I think me and Jacob are kind of content around the area. I don't know what Jimmy or Jonny have planned. Barnesville is home. I feel like that's what it's always going to be no matter where I am."

Jonny certainly doesn't plan on being done with the Trojans.

"This is it, but I know my parents will never stop coming to games, and we probably will

Technical and Community College. After 10 seasons, even with Jonny being the last one left, the family doesn't see this being their last with Barnesville football.

"Wherever life takes us I think we are going to be apart, and if we are we'll still be coming back to visit," Jodi said. "I think me and Jacob are kind of content around the area. I don't know what Jimmy or Jonny have planned. Barnesville is home. I feel like that's what it's always going to be no matter where I am."

Jonny certainly doesn't plan on being done with the Trojans.

"This is it, but I know my parents will never stop coming to games, and we probably will

never either," Jonny said. "All my brothers come back for every single game. It could just because I'm playing, but I know I'll definitely be coming back for games over the years."

Just like with the bus, which heavily relies on the emergency brake, it's been an interesting ride for the Kletsch family.

"I just can't imagine life any other way," Jodi said. "It's been a wild, crazy and wonderful ride. Not saying that there hasn't been a little bit of wildness along the way, but it really has been pretty amazing with these kids. Not always great kids and good kids, but amazing."

Readers can reach Forum reporter Chris Murphy at (701) 245-5548

SCOREBOARD

BASEBALL

Professional Standings/results/schedule American Association

North Division	W-L	Pct.	GB
Wichita	54-41	.568	
Omaha	54-41	.568	
St. Paul	49-46	.510	5 1/2
Des Moines	45-50	.479	10 1/2
Central Division			
Lincoln	57-37	.606	
Bismarck	54-40	.574	3 1/2
Sioux Falls	53-42	.558	6 1/2
Sioux City	43-62	.414	16 1/2

South Division	W-L	Pct.	GB
Wichita	54-41	.568	
Omaha	54-41	.568	
St. Paul	49-46	.510	5 1/2
Des Moines	45-50	.479	10 1/2

FOOTBALL

Professional Standings/results/schedule

North Division	W-L	Pct.	GB
Wichita	54-41	.568	
Omaha	54-41	.568	
St. Paul	49-46	.510	5 1/2
Des Moines	45-50	.479	10 1/2

College Standings/results/schedule

North Division	W-L	Pct.	GB
Wichita	54-41	.568	
Omaha	54-41	.568	
St. Paul	49-46	.510	5 1/2
Des Moines	45-50	.479	10 1/2

Today's Radio

Major League Baseball	Time	Radio
Chicago White Sox at Minnesota	11:30 a.m.	740-AM
American Association Baseball		
Lincoln at Fargo-Moorhead RedHawks	12:10 p.m.	104.7-FM
National Football League		
Miami at Minnesota	6 p.m.	740-AM
College football		
North Dakota at Utah	6:30 p.m.	790-AM
High school football		
Moorhead at Elk River	7 p.m.	970-AM, 93.1 FM

LOCALS ON THE LINKS

A weekly look at how Tom Hoge of Fargo and Amy Olson of Oxbow, N.D., are doing on their respective pro golf tours:

**Tom Hoge, PGA Tour**  
This week: Nationwide Children's Hospital Championship  
Purse: \$1 million  
Earnings: \$373,082 (10 of 17 cuts made)

**Amy Olson, LPGA Tour**  
This week: Cambria Portland Classic  
Purse: \$1.5 million  
Earnings: \$98,814 (10 of 17 cuts made)

North Division	W-L	Pct.	GB
Wichita	54-41	.568	
Omaha	54-41	.568	
St. Paul	49-46	.510	5 1/2
Des Moines	45-50	.479	10 1/2

College Standings/results/schedule

North Division	W-L	Pct.	GB
Wichita	54-41	.568	
Omaha	54-41	.568	
St. Paul	49-46	.510	5 1/2
Des Moines	45-50	.479	10 1/2

Today's Radio

Major League Baseball	Time	Radio
Chicago White Sox at Minnesota	11:30 a.m.	740-AM
American Association Baseball		
Lincoln at Fargo-Moorhead RedHawks	12:10 p.m.	104.7-FM
National Football League		
Miami at Minnesota	6 p.m.	740-AM
College football		
North Dakota at Utah	6:30 p.m.	790-AM
High school football		
Moorhead at Elk River	7 p.m.	970-AM, 93.1 FM

GOLF

Amateur Standings/results/schedule

North Division	W-L	Pct.	GB
Wichita	54-41	.568	
Omaha	54-41	.568	
St. Paul	49-46	.510	5 1/2
Des Moines	45-50	.479	10 1/2

College Standings/results/schedule

North Division	W-L	Pct.	GB
Wichita	54-41	.568	
Omaha	54-41	.568	
St. Paul	49-46	.510	5 1/2
Des Moines	45-50	.479	10 1/2

Today's Radio

Major League Baseball	Time	Radio
Chicago White Sox at Minnesota	11:30 a.m.	740-AM
American Association Baseball		
Lincoln at Fargo-Moorhead RedHawks	12:10 p.m.	104.7-FM
National Football League		
Miami at Minnesota	6 p.m.	740-AM
College football		
North Dakota at Utah	6:30 p.m.	790-AM
High school football		
Moorhead at Elk River	7 p.m.	970-AM, 93.1 FM



# Barnesville prepares to overcome short-term loss of Brady Tweeton

*The two-way starter broke his ankle this summer, leaving the Trojans offense shorthanded to start the season.*

*By Trevor Squire, SportsEngine*

Pain is a sensation that has rarely sidelined all-state senior running back Brady Tweeton.

Tweeton is a four-time state tournament wrestler, baseball player, and two-way starter on the gridiron for Barnesville, a small town of under 3,000 people tucked 30 miles southeast of Fargo. He played with a broken finger his sophomore year and a nagging ankle injury last season when he rushed for over 1,900 yards and compiled 28 touchdowns and 11.4 yards per carry.

Last fall, his persistence helped the Trojans clinch their first state tournament berth since 2010 before falling 55-20 to eventual Class 2A champion Caledonia at U.S. Bank Stadium in the semifinals.

Tweeton was poised to break Barnesville's career rushing record this fall until the week before opening day of practice, when he suffered a broken ankle playing pickup basketball with friends that'll sideline him until Week 4 of the regular season. After jumping for a rebound, Tweeton came down and twisted his ankle, leading to a break that will take six to eight weeks to heal.

"His mom told me to step outside—so I didn't think it was going to be a great conversation—and he was in the car and crying, just devastated that it happened and he let the team down," Barnesville coach Bryan Strand said.

Tweeton has pushed aside the initial grief of the injury that'll force him to miss the first half of the regular season. His form of coping has been addressing the running joke among friends.

"A lot of people think I got crossed up, but no, I didn't get crossed up," he said with a laugh. "[I] just landed on it wrong coming down from grabbing a



Barnesville running back Brady Tweeton (20) breaks through a couple tackles in Barnesville's 55-20 loss to Caledonia in the 2016 Class 2A state tournament semifinals at U.S. Bank Stadium. Photo by Shari L. Gross, Star Tribune

rebound. Twisted it and it broke."

Besides, Tweeton's no stranger to recovery. He's dealt with injury before and chooses to keep his spirits high.


Diagnosed with juvenile idiopathic arthritis at age 13, Tweeton couldn't move his left wrist, elbow and ankle the day it flared up. Physicians were unsure if he'd compete again. But after years of following doctors' orders: stretches, Humira shots, medication and remaining active, Tweeton is practically arthritis-free.

"Sometimes I don't even know I have it," he said. "I forget about it and zone out when I'm playing," he said. "I'm totally off medications, which is awesome.

Last time I was there [at the doctor], they said I was juvenile arthritis-free." "Sometimes I don't even know I have it," he said. "I forget about it and zone out when I'm playing," he said. "I'm totally off medications, which is awesome. Last time I was there [at the doctor], they said I was juvenile arthritis-free."

For now, Tweeton is in a walking boot and rehabilitating his ankle with elastic band exercises, taking calcium pills and using a bone stimulator to hasten his recovery. Despite Barnesville's training staff telling him to relax at practice, the three-sport athlete who owns a 3.9 GPA finds himself becoming restless on the sidelines.





Fullback Brady Martz (left) will take Tweeton's place at tailback for the first four weeks of the season. Photo by Shari L. Gross, Star Tribune

"Trainers want me to sit the whole practice, but I can't do that," Tweeton said, adding that he gets mad when he's unable to practice. "I usually help with scout offenses, watch drills and try to help as much as I can to motivate kids."

Keeping Tweeton off the field has never been an easy task.

Strand recalled the Trojans' 22-21 victory over rival and perennial Class 3A power Dilworth-Glyndon-Felton last fall when Tweeton came off the field after suffering what was later deemed a high ankle sprain.

Strand told Tweeton to walk around on it, and before he could check back with Tweeton, he had already run back onto the field after missing one play and took a carry 28 yards for a touchdown late in the fourth quarter.

His touchdown was one of several plays that helped Barnesville complete a 16-point comeback in the final frame but was just a glimpse of Tweeton's tenacity.

"That night he went into a walking boot, didn't practice at all that week and wore [the brace] until noon on Friday," Strand said.

Tweeton played the following week

and rushed for 179 yards and two touchdowns in a 40-18 win against Hawley just hours after shedding the walking boot.

"Did it hurt? I'm sure it did. But he'll play through just about anything. His toughness factor is amazing," Strand added.

Tweeton lines up at tailback in Barnesville's Wing-T offense that

“Did it hurt? I’m sure it did. But he’ll play through just about anything. His toughness factor is amazing.”

spreads the ball and blocking duties to everyone in the backfield. Tweeton's teammate and childhood friend Brady Martz will take his place on the offense they've run since seventh grade.

Martz was the Trojans' other home-

coming hero a year ago, scoring the deciding touchdown and two-point conversion against the Rebels and is accustomed to varsity competition as he enters his third year starting.

Tweeton's absence is sure to hamper Barnesville's offensive output through the first four weeks of the season, but Martz said new players are beginning to develop into new roles.

The Trojans will be put to the test on Friday when Barnesville puts its 51-game winning streak at home on the line against Dilworth-Glyndon-Felton.

"It's a big thing that Strand's been preaching to us. We haven't lost a home game since 2007, so that's extra motivation," Martz said. "We don't want to lose to them and we want to keep working hard and keep the streak alive."

Sophomore Jack Wahl has developed into the starting fullback in place of Martz, while second-year starting quarterback Caleb Stetz will execute and distribute the ball. Seniors Jack Trowbridge and Jonny Kletsch anchor the offensive line that welcomes junior Jackson Poepping and sophomores Matt Samuelson and Connor Morse.

Tweeton expects he'll be ready to play on homecoming against Roseau on Sept. 29, and will have four games to polish his play for the postseason.

A weekend trip to Park Rapids' Character Challenge Course, where the Trojans completed high ropes obstacle courses, has helped the team jell approaching Week 1.

"We all spoke together and it's all about trust," Tweeton added. "You have to trust that everyone's going to do their jobs and as long as you trust them, they'll trust you and everything will turn out good."

"We all know [Tweeton's] a big part of our team, but we're all excited to see what we can do and be better when he comes back," Martz said.



# Brady Martz Nets Four TD's In Season Opener



Brady Martz is off to the races and the land of six. He puts the distance between himself and the DGF defenders as he heads for the end zone. Martz would score all four of the Trojan touchdowns.

**By: Tracy Hinsz**

The Barnesville Trojans were hosting rival Dilworth-Glyndon-Felton, a Class 3A school, without the services of 2016 leading rusher Brady Tweeton. But another Brady let everyone know that things were going to be just fine. Brady Martz ran for 195 yards on 24 carries while scoring four touchdowns in the Trojans 27-14 domination of the Rebels.

Statistics wise the game played out fairly evenly, Barnesville 293 yards of offense, 15 first downs, one turnover; DGF 228 yards of offense, 14 first downs, two turnovers but the Trojans got the upper hand quickly in this game and never relinquished it.

After a scoreless opening frame, Brady Martz got things rolling midway through the second quarter with a 24 yard scoring run. The extra point was blocked making the score 6-0.

Martz would add a nifty 37 yard run with a little more than a minute to go in the half that doubled the score to 12-0 after the two-point try failed. That was the score the Trojans would take into halftime.

Both teams knew that scoring first in the second half would be crucial and Barnesville did just that as Martz tallied his third score of the game with a 15 yard run. New kicker and foreign exchange student Firmian Elsholz booted his first extra point giving Barnesville a 19-0 lead.

The Rebels would finally get on the scoreboard with a Steven Taves eight-yard touchdown run and a Taylor Irwin extra point to cut the lead to 19-7.

But Martz would continue to be a thorn in the Rebels side as he tallied his fourth and final touchdown to open the fourth quarter from 11 yards out making the score 25-7 as the two-point try failed.

Barnesville would net a safety as Jalen Plath tackled the Rebel

quarterback in the end zone for two points that made the score 27-7 Barnesville.


DGF would put up one more score to close out the game as Irwin hauled in a 20-yard touchdown from quarterback Austin Bitker with Irwin adding the PAT for a 27-14 score, which is how the game would end.

"Going into this game, we were all very anxious to see what the 2017 squad was made of, as we were starting four sophomores and one freshman on both sides of the ball and were missing Brady Tweeton," said Head Coach Bryan Strand.

"We made plenty of mistakes in game one with alignments, blocking and tackling, but the one thing we did very well was play with emotion and fly around for four quarters. I am very happy with the energy level that we played with," Strand commented.

DGF was returning their entire offensive line plus a talented tight end and most of their defense. We knew they would be big and we





They can't win if they don't score. A determined Barnesville Trojan defense did everything they could to keep DGF off the scoreboard until the Trojans had the game well in hand. Hunter Zenzen #80 has the Rebel runner stopped while Joey Marquart #78, Chase Brenner #30 and Jonny Kletsch #54 fights off the blocks to get in on the tackle.

could not match their size so we had to use our speed and quickness. We made plays all night long from recovering onside kicks, recovering a fumbled punt and creating a safety.

Brady Martz had a heck of a game! When things looked like only a short gain, he would turn it into more. He was patient, waiting for his blocks and ran hard. He was outstanding. Jack Wahl also had a very good game in his first varsity start. He finished with 82 yards rushing and played very well.

"The season is never won or lost on the first game, but I love how we started this season on the right note. We have to continue to grow and get better as we get a bye week with the Frazee forfeit game next week. We won't play for two weeks before we travel to Barrett to face a tough West Central Area/Ashby team that just beat Breckenridge. I liked the heart of our team that I saw tonight and

hope that continues to grow over the season."

Defensively, the Trojans were led by Hunter Zenzen's nine tackles and a sack with Martz adding eight tackles, as did Preston Snobl who also added a sack as well. Wahl tallied seven tackles while Alex Jenison netted six tackles and a fumble recovery in the victory over the Rebels, said Coach Strand.

Barnesville opens the season with a record of 1-0 and will travel to WCA/Ashby on September 15 to play their next game.

#### Box Score

	1	2	3	4
DGF	0	0	7	7 - 14
Barnesville	0	12	7	8 - 27

B-Martz 24-yard run (Kick Blocked)

B-Martz 37-yard run (Pass Failed)

B-Martz 15-yard run (Elsholz Kick)

D-Taves 8-yard run (Irwin Kick)

B-Martz 11-yard run (Pass Failed)

B-Safety (Kletsch)

D-Irwin 20-yard pass from Bitker (Irwin Kick)

#### Individual Statistics

##### Rushing:

D-Dufault, 14-54, Taves 9-40, Kohler 2-(-3), Bitker 6-(-21)

B-Martz 24-195, Wahl 14-82, Brenner 4-(-8), Stetz 3-(-9)

##### Passing:

D-Bitker 8-14-0=158

B-Stetz 3-5-0=33

##### Receiving:

D-Irwin 3-86, Kohler 1-40, Anderson 3-27, Dufault 1-5

B-Snobl 1-20, Zenzen 1-9, Martz 1-4

Monday, September 4, 2017  
Football

## **Brady Martz (Barnesville Football)**

**By Craig Olson - Barnesville, MN**

Barnesville senior running back **Brady Martz** is the Olson Oil Company Athlete of the Week.

Martz carried the football 24 times for 195 yards and four touchdowns on Friday night as the Trojans defeated Dilworth-Glyndon-Felton 27-14 in their season opener.

Martz also had four solo tackles and four assisted tackles from his strong safety spot on defense.



## Offensive Stats vs DGF

RUSHING	Attempts	Yards	Average per rush	fumbles	Touchdowns
Brady Tweeton					
Brady Martz	24	195	8.1		4
Jackson Wahl	14	82	5.9		
Chase Brenner	4	-8	-2.0		
Caleb Stetz	3	-9	-3.0	1	
Matt Bredman					
Adam Tonsfeldt					
Noah Vandal					
Firmian Elsholz					
Preston Snobl					
Robert Mark					

GAME STATS	Trojans	Opponent
First Downs	15	14
Rushing	14	7
Passing	1	6
Penalty		1
Rushing Yards	260	70
Passing Yards	33	158
Total Offense	293	228
Turnovers	1	2
Penalties		
Number	5	3
Yards penalized	40	15

Total yards	45	260	5.8	1	4
-------------	----	-----	-----	---	---

Scoring	Touchdown	2pt Conv.	Xtra-pt	Field Goal	Safety	Total Points
Brady Tweeton						0
Brady Martz	4					24
Firmian Elsholz			1			1
Jalen Plath					1	2
Jackson Wahl						
Chase Brenner						
Robert Mark						
Preston Snobl						
Matt Bredman						

PASSING	Attempts	Completions	Yards	Average Per Pass	Touchdowns	Interceptions	Passing %
Caleb Stetz	5	3	33	11.0			60.0%






Name	#	Defensive Stats vs.DGF										Total Points
		solo Tackles +3	Assisted Tackles +1	Tackle for loss +2	Tipped pass +1	Fumble caused +4	Fumble recovery +3	Int +5	Sack +4	Blocked Kick +5	Tackle on Kick +3	
Preston Snobl	2	3	3	2					1			20
Jackson Wahl	3	3	4	1								15
Caleb Stetz	5	1	1		1							5
Adam Tonsfeldt	6		3		1		1					7
Nolan Rick	7											0
Blake Torfin	8											0
Noah Gray	9											0
Matt Bredman	10		1		1							2
Jacob Morgan	12		1									1
Sam Askegaard	14											0
Brady Martz	15	4	4									16
Brady Tweeton	20											0
Brooks Martinson	21		1						1			5
Robert Mark	22											0
Chase Brenner	30	3	1	1								12
Grant Inniger	31											0
Jake Affield	33											0
Firmian Elsholz	35											0
Noah Vandal	43											0
Graham Abarr	44											0
Jalen Plath	45	1										3
Alex Jennison	50	4	3	2			1				1	25
Jackson Poepping	53											0
Jonny Kletsch	54		3	2								7
Leif Enstad	56											0
Jared Poppel	58											0
Tanner Kadrmas	60		1									1
Connor Morse	65											0
Gavin Camperud	67	1										3
Tristan Elliot	70											0
Jack Trowbridge	73											0
Brady Kroll	74											0
Tyler Stage	76											0
Matt Samuelson	77											0
Joey Marquart	78											0
Ashton Johnson	79											0
Hunter Zenzen	80	4	6	1					1			24
Joey Mark	81											0
Owen Lewis	85	1	1									4
												0



# Martz Helps Trojans Stay Undefeated With 21-0 Win



Brady Martz #15 has a handful of football and he is off to the land of six. Making sure he completes his journey to the goal line are Owen Lewis #85, Noah Vandal #43, Alex Jenison #50 and Chase Brenner #30.

**By: Tracy Hinsz**

The Barnesville Trojans were finally back on the gridiron after taking a forfeit win against Frazee the week before. The extra long layoff seemed to have a negative effect on the offensive side of the ball, but the defensive side was exceptionally strong shutting out the Knights in a 21-0 victory over West Central Area.

Barnesville did not waste any time as Brady Martz took the opening kickoff 73 yards for a touchdown just 14 seconds into the game. It was the start Barnesville needed on a night where their offense could not finish off drives. Firmian Elsholz added the extra point for a 7-0 lead.

The Trojans would open up the second quarter with their second touchdown as Jack Wahl took a hand off and rumbled in from 27 yards out. Elsholz added the PAT for a 14-0 lead.

Martz would net another huge run of 85 yards for their third touchdown of the game with Elsholz adding the

extra point for a 21-0 lead with five minutes to play in the half.

Neither team was able to score over the rest of the game with the Trojans misfiring on fourth down tries and turning the ball over four times inside the Knights 25 yard line. But it would not matter as Barnesville would post a defensive shut out to preserve a 21-0 victory.

Barnesville finished with 236 yards of offense with 224 of those yards coming on the ground. Four turnovers and seven penalties plagued the Trojans, but the defense held WCA scoreless, holding them to 165 total yards of offense.

Brady Martz was once again the offensive catalyst for the Trojans scoring one touchdown on a kick and one on a run, finishing with 19 carries and 184 yards rushing, with Jack Wahl adding the other score, netting 53 yards on nine carries.


Hunter Zenzen led the Trojans with 11 tackles, including three for loss and a quarterback sack, with Jonny Kletsch adding nine

tackles and three tipped passes. Alex Jenison tallied seven tackles as did Martz, with Brooks Martinson netting four tackles and Owen Lewis adding three tackles and a sack in the victory over WCA.

"It was nice to travel to WCA and get a victory, but we were definitely a little rusty," said Head Coach Bryan Strand. "Having a week off hurt our offensive rhythm as we made numerous mental mistakes and turned the ball over. Our intensity level was too low and our miscues were too high. We will continue to work on our fundamentals as we travel to Pelican Rapids this week. The Vikings are playing very well and have an excellent coach who will prepare them to play their best game of the season.

Brady Martz had another outstanding game this week with 184 yards rushing and two scores, with Jackson Poepping and Hunter Zenzen having very good games blocking. Hopefully we get Brady Tweeton back real soon as he started





Hunter Zenzen #80 has one hand on the football and the other around the WCA ball carrier. Alex Jenison #50 is making sure the play goes nowhere as he has the ball carrier wrapped up from behind.

running and cutting on his leg this week."

Barnesville's record now stands at 3-0 on the season. They will travel to Pelican Rapids on Friday, September 22 to play their next game against the Vikings.

#### Box Score

	1	2	3	4	F
Barnesville	7	14	0	0	- 21
WCA	0	0	0	0	- 0

B-Martz 73-yard Kick Off Return (Elsholz Kick)

B-Wahl 27-yard run (Elsholz Kick)

B-Martz 85-yard run (Elsholz Kick)

#### Individual Statistics

##### Rushing:


W - Spindler 6-65, Norby 9-23, Sabolik 9-9, Anderson 6-8, Johnson 1-7, Green 1-6, Onstad 1-3

B - Martz 19-184, Wahl 9-53, Brenner 3-9, Stetz 4-(-4)

##### Passing:

W - Anderson 8-24-0=44

B - Stetz 2-8-0=12, Wahl 0-1-0=0



There was a wall of Trojans keeping WCA out of the end zone all night. Jackson Wahl #3 is on the bottom of the pile while Preston Snobl #2 takes care of the top. Ready to assist are Owen Lewis #80 and #54 Jonny Kletsch.



Receiving:  
W - Spindler 4-21, Staples 3-18,  
Sabolik 1-5  
B - Snobl 1-6, Martz 1-6



Quarterback Caleb Stetz  
drops back to attempt a seldom  
used pass play.



# Offensive Stats vs West Central Area/Ashby

RUSHING	Attempts	Yards	Average per rush	fumbles	Touchdowns
Brady Tweelon					
Brady Martz	19	179	9.4		1
Jackson Wahl	10	52	5.2	1	1
Chase Brenner	3	2	0.7	1	
Caleb Stetz	3	5	1.7	1	
Matt Bredman					
Adam Tonsfeldt					
Noah Vandal					
Firman Elsholz					
Preston Snobl					
Robert Mark					

Total yards 35 238 6.8 3 2

Scoring	Touchdown	2pt Conv.	Xtra-pt	Field Goal	Safety	Total Points
Brady Tweelon						0
Brady Martz	2					12
Firman Elsholz			3			3
Jalen Plath						0
Jackson Wahl	1					6
Chase Brenner						
Robert Mark						
Preston Snobl						
Matt Bredman						

PASSING	Attempts	Completions	Yards	Average Per Pass	Touchdowns	Interceptions	Passing %
Caleb Stetz	11	2	12	6.0		1	18.2%

RECEIVING	Receptions	Yards	Avg. Per Catch	Touchdowns
Brady Martz	1	6	6.0	
Hunter Zenzen				
Preston Snobl	1	6	6.0	
Chase Brenner				
Jackson Wahl				
Jalen Plath				

KICKING	Type of Kick	Attempts	Yards	Avg. Per Kick	Xtra Pt/FG
Firman Elsholz	KO	4	186	46.5	Firman Elsholz
Preston Snobl	Punt	3	83	27.7	
	KO				
	KO				
	KO				

GAME STATS	Trojans	Opponent
First Downs	9	6
Rushing	8	6
Passing		
Penalty	1	
Rushing Yards	238	109
Passing Yards	12	35
Total Offense	250	144
Turnovers	4	0
Penalties		
Number	7	14
Yards penalized	50	105

XTR Point		FG	
Attempts	Made	ATT	Made
3	3	1	0


RETURNS	Punt Returns Yardage	KO Returns Yardage	# Punt Returns	# KO Returns	Total Return Yards	Touchdowns			
Chase Brenner	19		1		19				
Brady Martz		72		1	72	1			
Brady Tweeton									
Matt Bredman									
Hunter Zenzen									
Jalen Plath									
Preston Snobl									
Jackson Wahl									



Defensive Stats vs. West Central Area/Ashby												
Name	#	solo Tackles +3	Assisted Tackles +1	Tackle for loss +2	Tipped pass +1	Fumble caused +4	Fumble recovery +3	Int +5	Sack +4	Blocke d Kick +5	Tackle on Kick +3	Total Points
Preston Snobl	2	2	3									9
Jackson Wahl	3	1	1									4
Caleb Stetz	5											0
Adam Tonsfeldt	6	1	1									4
Nolan Rick	7											0
Blake Torfin	8											0
Noah Gray	9											0
Matt Bredman	10	1	1		2		1					9
Jacob Morgan	12											0
Sam Askegaard	14											0
Brady Martz	15	4	4								1	19
Brady Tweeton	20											0
Brooks Martinson	21	2	2		1							9
Robert Mark	22											0
Chase Brenner	30										1	3
Grant Inniger	31											0
Jake Affield	33											0
Firmian Elsholz	35											0
Noah Vandal	43											0
Graham Abarr	44											0
Jalen Plath	45											0
Alex Jennison	50	2	2		1						1	12
Jackson Poepping	53											0
Jonny Kletsch	54	6	3	1	3		1					29
Leif Enstad	56											0
Jared Poppel	58											0
Tanner Kadrmas	60											0
Connor Morse	65											0
Gavin Camperud	67											0
Tristan Elliot	70											0
Jack Trowbridge	73											0
Brady Kroll	74										2	6
Tyler Stage	76											0
Matt Samuelson	77											0
Joey Marquart	78											0
Ashton Johnson	79											0
Hunter Zenzen	80	4	6	3					1		1	31
Joey Mark	81											0
Owen Lewis	85	2	1	1					1			13
												0



# Wahl's Three Touchdowns Lead Trojans To 42-14 Win



Jack Wahl #3 finds another hole in the Viking defense as he runs in for six. Wahl had three touchdowns with helped lead the Trojans to another victory on the season.

**By: Tracy Hinsz**

The Barnesville Trojans are not missing a beat without the services of leading rusher Brady Tweeton. Jack Wahl stepped up and tallied 12 carries for 69 yards and three touchdowns, adding two, two-point conversions and netting two passes for another 55 yards in Barnesville's 42-14 victory over Pelican Rapids last Friday on their field.

Barnesville opened up the scoring with a two-yard touchdown run from Robert Mark with Firmian Elsholz adding the extra point for a 7-0 Trojan lead.

Jack Wahl scored the first of his three touchdowns with 10 seconds remaining in the opening frame on a four-yard run. The PAT was not good giving Barnesville a 13-0 lead as the first quarter came to an end.

Wahl added a one-yard run in the second quarter, but the extra point was blocked making the score 19-0. Pelican Rapids finally got on the scoreboard with a six-yard run by Josh Nehk. Oakley Kress found Jacob Gottenborg for the two-point

conversion pass that made the score 19-8, which is how the half would end.

The third quarter belonged to the Trojans as Brady Martz scored a touchdown on an 11-yard run, with Wahl adding the two-point conversion for a 27-8 lead.

Chase Brenner got into the scoring action with a 24-yard touchdown run with Wahl adding the two-point conversion run that increased Barnesville's lead to 35-8.

The Trojans were not finished as Wahl added a 16-yard scoring run with Elsholz connecting on the PAT for a 42-8 Trojan lead as the fourth quarter was about to begin.

The Vikings were the only team to score in the fourth quarter as James Furey found pay dirt with a 67-yard scoring run. Damien Britten added the two-point conversion that ended the scoring for both teams in Barnesville's 42-14 victory.

The Trojans were led on defense by Preston Snobl (seven tackles, one for loss), Johnny Kletsch (six tackles, two for loss, one tipped


pass), Brady Martz (eight tackles, one for loss), Brady Kroll (two tackles, one for loss, two tackles on kicks) and Hunter Zenzen (seven tackles, two for loss).

"I felt we came out with much better chemistry and more intensity on all sides of the ball this week," said Head Coach Bryan Strand. "We made some major changes on the offensive line, flipping Johnny Kletsch and Connor Morse and also our tight ends to balance our line out better. I thought we played well defensively, giving up most of the yards in the fourth quarter when the backups were in. We played a ton of kids, getting plenty of kids rest. Jack Wahl and Brady Martz ran the ball very well and Caleb Stetz made some great throws. We have Roseau for homecoming this week and will need to keep the kids focused."

The Trojans record now stands at 4-0 on the season. They will host Roseau Friday, September 29 for Homecoming.

Box Score





It was another good Friday night under the lights for the defensive line for the Trojans. The team came home victorious after beating the Vikings 42-14 on a road game. The Trojans are gearing up to host the Roseau Rams this Friday night for Homecoming.

	1	2	3	4	
Barnesville	13	6	23	0	42
Pelican Rapids	0	8	0	6	14

B-Mark 2-yard run (Elsholz Kick)

B-Wahl 4-yard run (Kick Failed)

B-Wahl 1-yard run (Kick Blocked)

P-Nehk 6-yard run (Gottenborg Pass from Kress)

B-Martz 11-yard run (Wahl Run)

B-Brenner 24-yard run (Wahl Run)

B-Wahl 16-yard run (Elsholz Kick)

P-Furey 67-yard run (Run Failed)

#### Individual Statistics

##### Rushing:

PR - NA

B - Martz 6-62, Wahl 6-69, Brenner 7-32, Bredman 2-28, Tonsfeldt 2-0, Vandal 3-8, Elsholz 2-2

##### Passing:

PR - NA

B - Stetz 4-7-0=81

##### Receiving:



P - NA

B - Wahl 2-55, Martz 1-14, Zenzen 1-12



Quarterback Caleb Stetz finds running back Brady Martz wide open.





Brady Kroll #74 holds on tight to Pelican Rapids Viking as Matt Bredman #10 comes in for the tackle



### Offensive Stats vs Pelican Rapids

RUSHING	Attempts	Yards	Average per rush	fumbles	Touchdowns
Brady Tweeton					
Brady Martz	6	62	10.3		1
Jackson Wahl	12	69	5.8		3
Chase Brenner	7	32	4.6		1
Caleb Stetz					
Matt Bredman	2	28	14.0		
Adam Tonsfeldt	2	0	0.0	1	
Noah Vandal	3	8	2.7		
Firmian Elsholz	2	2	1.0	1	
Preston Snobl					
Robert Mark	2	1			1

GAME STATS	Trojans	Opponent
First Downs	19	12
Rushing	14	10
Passing	4	1
Penalty	1	1
Rushing Yards	201	165
Passing Yards	81	39
Total Offense	282	204
Turnovers	2	1
Penalties		
Number	4	9
Yards penalized	30	55

Total yards	36	202	5.6	2	6
-------------	----	-----	-----	---	---

Scoring	Touchdown	2pt Conv.	Xtra-pt	Field Goal	Safety	Total Points
Brady Tweeton						0
Brady Martz	1					6
Firmian Elsholz			2			2
Jalen Plath						0
Jackson Wahl	3	2				22
Chase Brenner	1					6
Robert Mark	1					6
Preston Snobl						
Matt Bredman						

PASSING	Attempts	Completions	Yards	Average Per Pass	Touchdowns	Interceptions	Passing %
Caleb Stetz	7	4	81	20.3			57.1%

RECEIVING	Receptions	Yards	Avg. Per Catch	Touchdowns
Brady Martz	1	14	14.0	
Hunter Zenzen	1	12	12.0	
Preston Snobl				
Chase Brenner				

[illegible]




Defensive Stats vs. Pelican Rapids

Name	#	solo Tackles +3	Assisted Tackles +1	Tackle for loss +2	Tipped pass +1	Fumble caused +4	Fumble recovery +3	Int +5	Sack +4	Blocke d Kick +5	Tackle on Kick +3	Total Points
Preston Snobl	2	3	4	1								15
Jackson Wahl	3		2		2							4
Caleb Stetz	5		1									1
Adam Tonsfeldt	6										1	3
Nolan Rick	7											0
Blake Torfin	8											0
Noah Gray	9										1	3
Matt Bredman	10	1	2					1				10
Jacob Morgan	12	1	1								1	7
Sam Askegaard	14										1	3
Brady Martz	15	2	6	1								14
Brady Tweeton	20											0
Brooks Martinson	21	1	3	1								8
Robert Mark	22	1	2		1							6
Chase Brenner	30	1	1									4
Grant Inniger	31											0
Jake Affield	33											0
Firmian Elsholz	35										1	3
Noah Vandal	43		2									2
Graham Abarr	44											0
Jalen Plath	45											0
Alex Jennison	50											0
Jackson Poepping	53											0
Jonny Kletsch	54	2	4	2	1							15
Leif Enstad	56		1									1
Jared Poppel	58											0
Tanner Kadrmas	60											0
Connor Morse	65	2										6
Gavin Camperud	67											0
Tristan Elliot	70		2	1								4
Jack Trowbridge	73											0
Brady Kroll	74	2		1							2	14
Tyler Stage	76	1										3
Matt Samuelson	77											0
Joey Marquart	78											0
Ashton Johnson	79		1									1
Hunter Zenzen	80	3	6	2								19
Joey Mark	81		3									3
Owen Lewis	85	1	3	1								8
Hunter Anderson	34	1			1							4
												0



# Caleb Stetz Tosses Four Touchdowns In Victory



Robert Mork #22 gets a lot of help moving the football from Tanner Kadrmas #60, Jackson Wahl #3, and Caleb Stetz 5.

**By: Tracy Hinsz**

Caleb Stetz had a breakout passing game on Homecoming night against Roseau, tossing four touchdowns in the Trojans 54-6 victory.

The Trojans exploded for 27 first quarter points that started with a Stetz to Jack Wahl nine-yard touchdown pass. The PAT attempt was not good making the score 6-0.

Stetz would connect with Brady Martz on an 11-yard touchdown pass a few minutes later for a 12-0 lead after the two-point conversion pass was incomplete.

Wahl would corral Stetz's third scoring pass, rambling 66 yards for a touchdown, with Firmian Elsholz connecting on the PAT for a 19-0 Barnesville lead.

Chase Brenner would score the Trojans final touchdown of the first quarter with a 38 yard run, with Wahl adding the two-point conversion run for a 27-0 lead as the first quarter came to a close.

Roseau would net their only score of the game in the second quarter as Brandon McCourt completed a 39-yard pass to Nels Braaten. The Trojans would block the PAT making the score 27-6.

Martz would score the Trojans

only touchdown of the quarter on a 13 yard run with Elsholz adding the extra point for a 34-6 lead at the half.

Barnesville would add three more scores in the third quarter that started with another Martz 15 yard run with Elsholz adding the extra point, followed by Stetz completing his fourth touchdown pass of the game as Brenner hauled in the 16 yard score. Elsholz's PAT would make the score 48-6.

Wahl would complete the scoring for both teams with a six yard run that made the score 54-6 as the PAT was not good. A scoreless fourth quarter would give the Trojans the victory on Homecoming.

"The offensive line had another great game and is improving every week," said Head Coach Bryan Strand. "Caleb Stetz had all the time in the world to throw the ball this week and that made a huge difference. He finished with four touchdowns and 167 yards passing. He was poised and stayed in the pocket when the rush was coming.

Defensively, Brady Martz had a great game, picking off two passes and netting 10 tackles. He was everywhere. Preston Snobl and Jonny Kletsch also had big nights.

Another player I am so impressed with is Owen Lewis. Owen has not played football since ninth grade and is slowly developing into a very good defensive end either making the play or flushing the ball back into our linebackers so they can make the play. He has been a very good addition to our team.


"Also, we played without two-year starter Hunter Zenzen who spent the week in the hospital with a collapsed lung. We hope to get him back soon as he made it to the game after getting released from the hospital earlier in the day," Strand concluded.

Stetz finished with seven completions in 12 attempts for 167 yards and four scores, with Martz netting 83 yards rushing on nine attempts and two scores adding three receptions for 33 yards and another touchdown.

Wahl finished with two catches for 75 yards and two touchdowns, while adding four rushes for 17 yards and a score, with Brenner netting 56 yards rushing on eight carries and one reception for 16 yards and two touchdowns.

Barnesville finished with 350 yards of total offense with 183





Preston Snobl #2 gets his hands on the Roseau Rams ball carrier. Jack Trowbridge #73 found himself triple teamed and on the ground after he cleared the way for Snobl.

coming on the ground and 167 through the air.

The Trojans held the Rams to 214 total yards of offense with Martz leading the charge netting 10 tackles, two interceptions, a tipped pass, a sack, a tackle for loss and two tackles on kicks. Preston Snobl also had a great defensive game adding seven tackles, two for loss, two blocked kicks and two tackles on kicks. Wahl added four tackles, an interception, a fumble recovery and a tipped pass, with Matt Bredman netting five tackles in the victory.

The Trojans record now stands at 5-0 on the season

#### Box Score

	1	2	3	4	F
Roseau	0	6	0	0	- 6
Barnesville	27	7	20	0	- 54

B-Wahl 9-yard pass from Stetz (Kick Failed)

B-Martz 11-yard pass from Stetz (Pass Failed)

B-Wahl 66-yard pass from Stetz (Elsholz Kick)

B-Brenner 38-yard run (Wahl

Run)

R-Braaten 39-yard pass from McCourt (Kick Blocked)

B-Martz 13-yard run (Elsholz Kick)


B-Martz 15-yard run (Elsholz Kick)

B-Brenner 16-yard pass from Stetz (Elsholz Kick)

B-Wahl 6-yard run (Kick Failed)


#### Individual Statistics

##### Rushing:



Jonny Kletsch #54 and Connor Morse #65 open a hole as Quarterback Caleb Stetz #5 hands the ball to #30 Chase Brenner.





Caleb Stetz #5 drops back for a pass. Brady Martz #15, Jack Trowbridge #73 and Chase Brenner #30 keep the opening line away from his quarterback.

R Adrian 9-29, LePard 5-21, 6)  
 McCourt 10-17, Provance 7-13,  
 Nelson 1-4, Wensloff 1-3, Warne 1-3  
 B Martz 9-83, Wahl 4-17,  
 Brenner 8-56, Tonsfeldt 1-3, Vandal  
 4-7, Snobl 1-20, Mark 2-3, Stetz 1-(-

Passing:  
 R Wensloff 8-17-3=68,  
 McCourt 2-3-0=56  
 B Stetz 7-12-0=167

Receiving:  
 R Braaten 5-79, McCourt  
 1-31, Adrian 2-14  
 B Wahl 2-75, Martz 3-33,  
 Snobl 1-31, Brenner 1-16, Plath 1-12






[illegible]



Defensive Stats vs Roseau												
Name	#	solo Tackles +3	Assisted Tackles +1	Tackle for loss +2	Tipped pass +1	Fumble caused +4	Fumble recovery +3	Int +5	Sack +4	Blocked Kick +5	Tackle on Kick +3	Total Points
Preston Snobl	2	2	5	2						2	2	31
Jackson Wahl	3	1	3		1		1	1				15
Caleb Stetz	5											0
Adam Tonsfeldt	6						1					3
Nolan Rick	7											0
Blake Torfin	8											0
Noah Gray	9											0
Matt Bredman	10	3	2									11
Jacob Morgan	12											0
Sam Askegaard	14											0
Brady Martz	15	6	4	1	1			2	1		2	45
Brady Tweeton	20											0
Brooks Martinson	21		2	1								4
Robert Mark	22		3									3
Chase Brenner	30	2			1							7
Grant Inniger	31		1				1					4
Jake Affield	33											0
Firmian Elsholz	35										1	3
Noah Vandal	43										1	3
Graham Abarr	44											0
Jalen Plath	45									1	1	8
Alex Jennison	50	1	1	1								6
Jackson Poepping	53											0
Jonny Kletsch	54	4	4	1								18
Leif Enstad	56											0
Jared Poppel	58	1										3
Tanner Kadrmas	60											0
Connor Morse	65	1	1									4
Gavin Camperud	67											0
Tristan Elliot	70											0
Jack Trowbridge	73	2	1	1								9
Brady Kroll	74		1									1
Tyler Stage	76											0
Matt Samuelson	77											0
Joey Marquart	78	1	1									4
Ashton Johnson	79											0
Hunter Zenzen	80											0
Joey Mark	81		2									2
Owen Lewis	85	3	3	3					2			26
Hunter Anderson	34											0
												0



# Balanced Rushing Attack Leads Barnesville To Victory



It was another big night for the swarming Trojans defense. In this photo Chase Brenner #30, Jalen Plath #45, and Brady Kroll #74 all grab for a piece of the Crookston ball carrier as they gang tackle him.

**By: Tracy Hinsz**

The Barnesville Trojan's Brady Tweeton returned to play his first game after suffering an injury in the preseason, igniting a strong rushing attack that saw three backs gain more than 100 yards. Tweeton led Barnesville with 14 carries for 139 yards and two scores, with Brady Martz adding 15 carries for 115 yards and a score. Jack Wahl added 14 carries for 104 yards to propel Barnesville to a 40-20 victory on the road at Crookston.

The Trojans had their toughest test of the season as they battled a very talented Crookston squad. The first quarter only saw one score as Chase Brenner scored on a 14 yard run with Firmian Elsholz adding the PAT for a 7-0 lead.

Crookston would answer with the first score of the second period as quarterback Ethan Magsam found Mason Wang from 12 yards out for the touchdown. The extra point

was no good making the score 7-6 Barnesville.

Tweeton would score his first touchdown of the year with a seven-yard run as Elsholz added the extra point for a 14-6 lead. But Crookston would come right back as Leyton Salentine would score on a 17 yard run that made the score 14-12 as the two-point conversion run was not good.

Barnesville would add one more score with 28 seconds to go in the half as Caleb Stetz hit Preston Snobl with an 11-yard touchdown pass with Elsholz connecting again on the PAT for a 21-12 Trojans lead that they took into halftime.

The Pirates would score first in the third quarter as Cade Salentine hit pay dirt on a run from 13 yards out. He would add the two-point conversion on a pass from Magsam to cut the lead to one point at 21-20 with 4:35 to play in the quarter.

Barnesville would quickly answer


with another Tweeton touchdown run, this time from 23 yards out. The PAT was not good making the score 28-20 Barnesville.

A close game would continue until the Trojans finally put the nail in the coffin, as Martz would score from the one-yard line with 1:51 remaining in the game. Elsholz would connect on the extra point for a 34-20 lead.

Matt Bredman would put the icing on the cake with a 42-yard interception return for a touchdown on the next offensive play. The PAT was not good but the damage was done as the Trojans went on to win by the score of 40-20.

"This was a good win against a very good team with a great back in Cade Salentine," said Head Coach Bryan Strand. "It was great to get Brady Tweeton back tonight. We had outstanding balance in our rushing attack with three backs over 100 yards. Brady Martz was





Brady Tweeton gets the handoff from Caleb Stetz and then looks for a hole to be opened up by the Trojan offensive line. This was Tweeton's first game of the season. He has been rehabing an injured ankle suffered in practice way back in August.

fantastic on the defensive side of the ball too, netting 13 tackles including 10 solo tackles. Preston Snobl added eight tackles with Tweeton and Matt Bredman adding interceptions including Bredman's pick six to seal the win.

We were still missing our defensive leader in Hunter Zenzen who should be back next week against Hawley. We will need to button down some areas that we are weak in at this time as Hawley is a scoring machine. They are always well coached, have weapons in Jacob Vetter and Donnie Loegering and are balanced on both lines. We are at home where we play extremely well. This game will have huge implications on who gets the #1 seed in the section, the District Title and bragging rights.

We are starting a traveling trophy this year called the Battle for Lee's Paddle, in honor of Hawley Coach Lee Eklund who lost his courageous battle with cancer last year. It will also be parents night and our Tackle Cancer Football Game. It's going to be a big week."

The Trojans record now stands at 6-0 on the season

#### Box Score

	1	2	3	4	F
Barnesville	7	14	6	13	40
Crookston	0	12	8	0	20

B - Brenner 14-yard run (Elsholz Kick)

C - Wang 12-yard pass from

Magsam (Kick Failed)

B - Tweeton 7-yard run (Elsholz Kick)

C - L. Salentine 17-yard run (Run Failed)

B - Snobl 11-yard pass from Stetz (Elsholz Kick)

C - C. Salentine 13-yard run (C. Salentine pass from Magsam)

B - Tweeton 23-yard run (Kick Failed)

B - Martz 1-yard run (Elsholz

Kick)

B - Bredman 42-yard Interception Return (Kick Failed)

#### Individual Statistics

##### Rushing:


C - C. Salentine 21-118, L. Salentine 5-46, Trostad 4-25, Magsam 5-20, Wang 1-13, Lubarski 1-(-3)

B - Martz 15-115, Tweeton 14-



Matt Bredman had a pick six with a 42 yard interception return for a touchdown on a offensive play.





Brady Martz #15, Jack Trowbridge #73 and Firmain Elsholz #35 all close in to tackle the Pirate ball carrier. There was no help needed on this play but Brady Tweeton #20 and Alex Jenison #50 move up to assist if needed.

139, Wahl 14-104, Brenner 3-21

Passing:


C - Magsam 5-10-2=81

B - Stetz 3-5-1=48, Wahl 0-1-0=0

Receiving:

C - Wang 3-67, Doda 1-8, C. Salentine 1-6

B - Martz 1-10, Snobl 1-11, Brenner 1-27



The BHS Trojan fans were ready with signage to help Coach Bryan Strand celebrate his 100th career win as head coach of at Barnesville High School.



**HOME OF THE PIZZA LOVER'S PIZZA**  
604 FRONTIER AVENUE  
FARGO FALLS

**CALL FOR CARRY OUT AND DELIVERY**  
PHONE 739-5088

**Store Hours**  
7 Days a Week 11:00 a.m. to 10:00 p.m.

**Buffet Hours**  
Lunch 11:00 a.m. to 2:00 p.m.  
Dinner 5:00 p.m. to 8:00 p.m.

**Pizza Ranch TEAM OF THE WEEK**

Wednesday, October 11, 2017  
Football

## Barnesville Football

By Craig Olson - Barnesville, MN

The Barnesville Trojans ran their 2017 football record to 6-0 with an impressive 40-20 victory over the Crookston Pirates on Friday at UM-Crookston.

The Trojans are scoring just under 37 points per game on the average, while allowing 10.8 points per game to their opponents.

Barnesville is currently ranked second in Minnesota Class 2A football.



# Offensive Stats vs Crookston

RUSHING	Attempts	Yards	Average per rush	fumbles	Touchdowns
Brady Tweeton	14	139	9.9	1	2
Brady Martz	15	115	7.7		1
Jackson Wahl	14	104	7.4		
Chase Brenner	3	21	7.0		1
Caleb Stetz					
Matt Bredman					
Adam Tonsfeldt					
Noah Vandal					
Firmian Elsholz					
Preston Snobl					
Robert Mark					

GAME STATS	Trojans	Opponent
First Downs	23	11
Rushing	20	8
Passing	2	2
Penalty	1	1
Rushing Yards	379	190
Passing Yards	48	81
Total Offense	427	271
Turnovers	2	2
Penalties		
Number	8	5
Yards penalized	75	35

Total yards 46 379 8.2 1 4

Scoring	Touchdown	2pt Conv.	Xtra-pt	Field Goal	Safety	Total Points
Brady Tweeton	2					12
Brady Martz	1					6
Firmian Elsholz			4			4
Jalen Plath						0
Jackson Wahl						0
Chase Brenner	1					6
Robert Mark						0
Preston Snobl	1					6
Matt Bredman	1					6

PASSING	Attempts	Completions	Yards	Average Per Pass	Touchdowns	Interceptions	Passing %
Caleb Stetz	5	3	48	16.0	1	1	60.0%



RECEIVING	Receptions	Yards	Avg. Per Catch	Touchdowns						
Brady Martz	1	10	10.0							
Hunter Zenzen										
Preston Snobl	1	11	11.0	1						
Chase Brenner	1	27	27.0							
Jackson Wahl										
Jalen Plath										
KICKING	Type of Kick	Attempts	Yards	Avg. Per Kick	Xtr PT/FG	XTR Point Attempts	Made	FG ATT	Made	
Firmian Elsholz	KO	7	258	36.9	Firmian Elsholz	6		4	0	0
Preston Snobl	Punt	1	38	38.0						
	KO									
	KO									
	KO									
	KO									
RETURNS	Punt Returns Yardage	KO Returns Yardage	# Punt Returns	# KO Returns	Total Return Yards	Touchdowns				
Chase Brenner	20	7	1	1	27					
Brady Martz										
Brady Tweeton										
Matt Bredman										
Hunter Zenzen										
Jalen Plath										
Preston Snobl			22	2	22					
Jackson Wahl			11	1	11					

Defensive Stats vs Crookston												
Name	#	solo Tackles +3	Assisted Tackles +1	Tackle for loss +2	Tipped pass +1	Fumble caused +4	Fumble recovery +3	Int +5	Sack +4	Blocked Kick +5	Tackle on Kick +3	Total Points
Preston Snobl	2	4	2	2							1	21
Jackson Wahl	3		2									2
Caleb Stetz	5		1									1
Adam Tonsfeldt	6										1	3
Nolan Rick	7											0
Blake Torfin	8											0
Noah Gray	9											0
Matt Bredman	10							1				5
Jacob Morgan	12										1	3
Sam Askegaard	14											0
Brady Martz	15	10	3									33
Brady Tweeton	20	2	2	1				1				15
Brooks Martinson	21	1	2								1	8
Robert Mark	22											0
Chase Brenner	30	3	1		1							11
Grant Inniger	31											0
Jake Affield	33											0
Firmian Elsholz	35											0
Noah Vandal	43											0
Graham Abarr	44											0
Jalen Plath	45	1										3
Alex Jennison	50	1										3
Jackson Poepping	53											0
Jonny Kleitsch	54	3	1	1								12
Leif Enstad	56											0
Jared Poppel	58											0
Tanner Kadrmas	60											0
Connor Morse	65											0
Gavin Camperud	67	1										3
Tristan Elliot	70											0
Jack Trowbridge	73	2		1								8
Brady Kroll	74										1	3
Tyler Stage	76											0
Matt Samuelson	77											0
Joey Marquart	78											0
Ashton Johnson	79											0
Hunter Zenzen	80											0
Joey Mark	81											0
Owen Lewis	85	1	2	1								7
Hunter Anderson	34											0
												0



**Hits 100 Wins In 13th Season As BHS Football Head coach...**

# Coaching Is Family Tradition For Bryan Strand

**By Michael Stein**

When Bryan Strand took the reins as Barnesville High School principal in 2004 he figured his coaching days were behind him. Strand was previously defensive coach at two other Minnesota schools, Menahga from 1997-98 and Le Center from 1999-2004.

One hundred Trojan wins later, he can easily look back and say it was the right decision to accept the job.

"I was approached by a couple school board members to apply for the job when it came up," Strand said. "I was reluctant at first. I had just taken the principal position and the team was rebuilding after being down for a few years."

At that point, the Trojans last winning season was 1993 when they went 6-4. In the 2004 season, the team did not win a game.

The Trojan's turnaround wasn't an overnight success. "We won one game my first season as head coach," Strand said. "In 2006 we won two. But then the program started taking off and we've had at least six wins every season since then."

Strand also started running the

weight training program, which is now open to BHS athletes four days a week. He also added a summer weight program. The program now has over 100 kids participating during the summer months.

Strand said a big credit goes to Jaynie Halverson for her assistance with improving the weight program, which is now run by Aaron Schindler and Kailee Martinson.

"The kids started getting more into the weight program, and we had a nice group of talented athletes coming up, so it was the 'perfect storm' that brought it all together. We also run a wing T formation, which is something not many teams in our region do. So it was the right combination of players at the right time."

Strand added that he's fortunate to be in a good school with kids who are willing to work hard toward success. "I also like to get as many people involved with the program as possible—and that includes the parents," he added. "I want it to be fun for the players and for them to feel they're part of something. We also have great fans. In fact, we've been to away games where we've

had more fans there than the home team."

Coaching spans the generations in Strand's family. His mother, JoEllen, coached a state participant in volleyball and took her softball team to state four straight years, winning the championship in 1988. His late father, Dick, was head football coach for Southland High School near Rochester, Minn., completing his career with a 191-104 record. Both parents are in the Minnesota State High School League Hall of Fame.

"They were both great examples of how to treat kids," Strand said. "If I have one goal, it's to live up to what they accomplished. I think that's something worthwhile to work for."


Both sons were outstanding athletes at BHS. Robbie is now the freshman basketball coach at DGF. Michael plays defensive back for the MSUM Dragons and is the eighth-grade basketball coach at DGF.

"Nate's dad, Curtis Strand, is my dad's first cousin and he is also in the Minnesota High School Football Coaches Association Hall



When the victory was sealed, Barnesville fans recognized Coach Strand's 100th career win Friday, October 6, at Crookston.





Coach Bryan Strand with his four current team captains, from left, Jonny Kletsch, Brady Tweeton, Caleb Stetz, Brady Martz.





## Hawley, Barnesville come together to honor late football coach with new rivalry trophy

By Chris Murphy Today at 1:32 p.m.

26



1/3



BARNESVILLE, Minn.—Barnesville head football coach Bryan Strand's favorite coach is his father. Richard Strand coached football at Southland High School in Adams, Minn., for 30 years beginning in 1973, winning a state title in 1983.

Bryan will always remember Dec. 6, 2014. It was the day of his father's funeral. Part of the memory of that day is standing in the doorway and seeing Hawley head coach Peder Naatz and Hawley assistant coach Lee Eklund walking in. Eklund was walking in after recently being diagnosed with colon cancer.

"It was very touching," Strand said. "Meant the world to me. Every time the rest of the school year Lee would ask how I was doing. I'd try and talk about him and he'd always change it to me and how I was doing after losing my dad. His heart was amazing."



On Friday, Hawley and Barnesville will play a football game in Barnesville between two of the top-ranked teams in Minnesota Class 2A. The Nuggets and Trojans are two of four teams in Class 2A that remain undefeated. The Trojans have won 38 straight games at home in the regular season, 29 in a row total, and are 53-1 in Barnesville since losing to Hawley in the regular season on Oct. 5., 2007. Barnesville adds a practice at 6:45 a.m. the week the Trojans take on Hawley. Hawley has lost the last three meetings by a combined score of 113-32, including a 24-14 loss in last season's section championship game.

"The excitement that this game brings to the schools and communities is pretty infectious," Naatz said. "People hope for both teams to be undefeated going into the game and this year we have that. It makes it seem like there's actually more on the line than there really is. The real big game is when and if it happens in early November."

Barnesville wants to beat Hawley. Hawley wants to beat Barnesville. Strand wants to beat Naatz. Naatz wants to beat Strand. A top seed for section playoffs is on the line.

But there's so much more to Hawley and Barnesville than the score of a football game.

"I don't think there is bad blood between the towns like there is with a few other area schools, as far as a 'heated' rivalry," Strand said. "Our kids for the most part seem to get along well with their kids, and there doesn't seem to be that hatred or bad feelings with them. To me it is a fun rivalry that we want to win and means a lot to our kids because it is Hawley and they have had so much success over the years. They are the ones everyone wants to knock off, kind of like the Patriots of the NFL."

Eklund was a teacher and coach in Hawley for over 40 years. His pride and joy was leading the scout team for the Hawley football team, which he called his blue dogs because they wore blue beanies on their helmets during practice. In 2014, Barnesville joined Hawley in wearing a blue stripe on their helmets to honor Eklund and his fight with colon cancer. The Trojans helped raise money for him and at a game between Hawley and Barnesville in 2014, the fans on the Barnesville side held a "BHS Supports Coach Eklund" sign.

Eklund died this February. His obituary mentioned the blue dogs.

On Friday, the Hawley-Barnesville rivalry will get its first trophy. The game will be called the "Battle for Lee's Paddle" and the trophy will be a gold paddle with Eklund on it.

"This paddle will represent the class and commitment that Lee always showed to everyone he met" is part of what's written on the paddle.

Hawley-Barnesville is so much more than a rivalry.

"I have a ton of respect for Peder, as well as their offensive coordinator Brett Schmidt, they work so well together and are fun to prepare for," Strand said. "Before his passing I became close to Lee Eklund and that added a whole different level of respect for them. He was a great man with a heart as big as the town of Hawley."



**Chris Murphy**


Chris Murphy is a sports reporter for the Forum. He's covered high school and college sports in Chicago, North Dakota and Minnesota since 2009 and, for some reason, has been given awards for doing so.

cmurphy@forumcomm.com

(701) 241-5548



# Hawley Ends Trojans 38 Game Home Winning Streak 48-30



Brady Martz #15 has a grip from the bottom of the stack while teammates Alex Jenison #50, Brooks Martinson #21, Jonny Kletsch #54 and Owen Lewis #50 join in the effort. Stopping to put an end to the Hawley offense proved to be a big task last Friday.

**By: Tracy Hinsz**

The Barnesville Trojans came into Friday night's heavyweight tilt against their arch rival the Hawley Nuggets, riding a 38 game home, regular season winning streak. The Nuggets put that streak to a rest with a convincing 48-30 victory, winning the first every Battle for Lee's Paddle.

Barnesville would open up the scoring when Brady Tweeton took a handoff and raced 55 yards for a touchdown. The extra point was blocked making the score 6-0.

Hawley would immediately answer with a 20 yard scoring run from their ace, Donnie Loegering,

the first of his four touchdowns. He would add the two-point run for an 8-6 Nuggets lead.

Back came Barnesville as Tweeton broke free again for a 58 yard score with Caleb Stetz connecting with Tweeton on the two-point conversion for a 14-8 Trojans lead that would end the first quarter.


The Nuggets would net two scores in the second quarter, both from Loegering, as he rambled in from 30 yards out and from seven yards out. Quarterback Jacob Vetter would add one of the two-point conversions that gave the Nuggets a 22-14 lead they would take into halftime.

Hawley would answer with two more scores in the third quarter to ice the game. Loegering would net his fourth touchdown, this time from six yards out, while also adding the two-point conversion score. Vetter connected with Noah Glad for a 60 yard bomb that would give Hawley a 36-14 lead as the third quarter would come to an end.

Barnesville would open the fourth quarter with a touchdown pass from Stetz to Jalen Plath, covering 21 yards with Stetz adding the two-point conversion run that cut the lead to 36-22.

Hawley would have an immediate answer, as Vetter would complete





Caleb Stetz #5 tosses the football to Brady Martz #15. Jackson Wahl #3 is ahead of the play looking for a block to spring Martz loose.

a perfectly thrown ball to Chase Libak who corralled it in for a 51-yard touchdown. The conversion run failed, making the score 42-22 in favor of Hawley.

Trayton Cossette would score the Nuggets last touchdown on a five yard run giving Hawley a commanding 48-22 lead, with Tweeton adding one more score for the Trojans with a two yard run. Brady Martz scored on the two-point conversion before the clock would come to an end with Hawley winning the game by a score of 48-30.

"I thought we gave up way too many big passing plays tonight," said Head Coach Bryan Strand. "Jacob Vetter had a career passing night. He played very well as did Donnie Loegering. Hawley is a very talented football team that simply beat us tonight.


"Defensively, we did not tackle very well and as the game wore on, we got beat up some. Preston Snobl left with a leg injury while two other players have possible concussions. Our offensive line did a good job and our backs ran hard, while Caleb Stetz made some very good throws.

"We plain and simply got beat tonight. There are some things we need to work on as the season winds down. We do not have great depth

so we will need to get some players up to speed quickly as we travel to Breckenridge on Wednesday. They will have two weeks to prepare for us, having had the Frazee forfeit game this week. Crookston also got that extra week, as did Hawley. Teams can do a lot when they have two weeks to prepare for another

team. We will do our best to get ready on a short week and hopefully get ready for the playoffs," Strand concluded.

Tweeton led all rushers with 200 yards on 17 carries and three scores with Martz adding 67 yards rushing on 14 carries. Jack Wahl chipped in 54 yards rushing on six carries.



Robert Mark #22 holds on to Donny Loegering's Nugget jersey while he waits for a little help on this tackle.





Brady Tweeton #20 is making the most of an injury shortened season. He is having another great year on both sides of the ball.

Stetz tallied 92 passing yards on six completions with Martz netting two catches for 30 yards, Tweeton one catch for 28 yards, Jalen Plath one catch for 21 yards and a score and Wahl one catch for 17 yards.

Defensively, Martz led Barnesville with nine tackles, two for loss, one tackle on a kick and a tipped pass, with Tweeton adding five tackles, an interception and a tipped pass. Snobl chipped in five tackles with two for loss. Robert Mark also tallied six tackles and a tackle on a kick in the loss to the Nuggets.

The loss snaps Barnesville's 38 game regular season home winning streak and drops their overall record to 6-1 on the season.

#### Box Score

	1	2	3	4	F
Hawley	8	14	14	12	48
Barnesville	14	0	0	16	30

B-Tweeton 55-yard run (Kick Blocked)

H-Loegeving 20-yard run (Loegeving Run)

B-Tweeton 58-yard run (Tweeton Pass from Stetz)

H-Loegeving 30-yard run (Pass

H-Glad 60-yard pass from Vetter (Pass Failed)

B-Plath 21-yard pass from Stetz (Stetz Run)

H-Libak 51-yard pass from Vetter (Run Failed)

H-Cossette 5-yard run (Run Failed)

B-Tweeton 2-yard run (Martz Run)

#### Individual Statistics

##### Rushing:

H-Loegeving 28-183, Cossette 6-50, Vetter 6-13

B-Martz 14-67, Tweeton 17-200, Wahl 6-54, Mark 1-0, Stetz 3-(-18)

##### Passing:


H-Vetter 13-18-1=306

B-Stetz 6-11-1=92

##### Receiving:

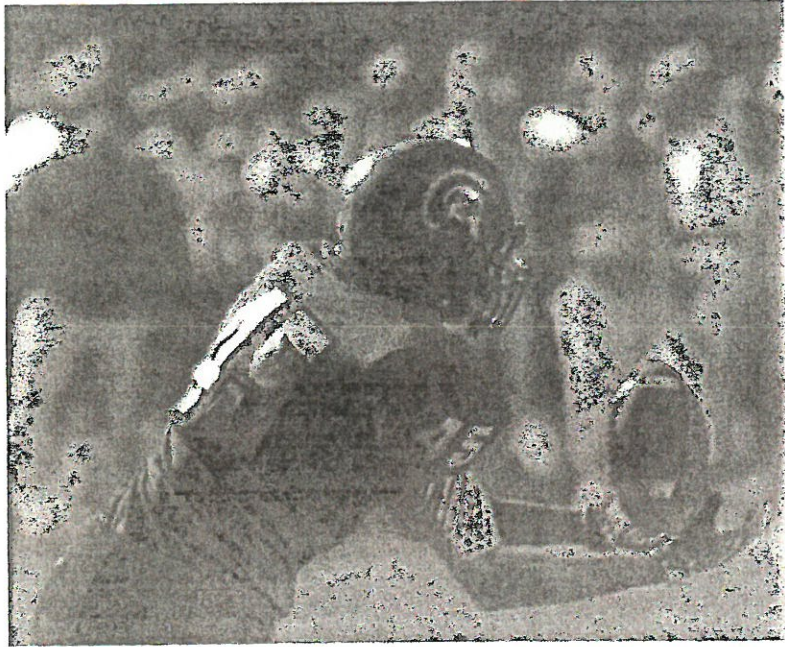
H-Glad 5-148, Libak 4-94, Loegeving 3-53, Cossette 1-11

B-Martz 2-30, Tweeton 1-28, Plath 1-21, Wahl 1-17, Zenzen 1-(-4)



Hunter Zenzen looks for some running room downfield against a tenacious Hawley opponent in Jacob Vetter.





Jalen Plath caught one pass on Friday night resulting in a touchdown.



# Offensive Stats vs Hawley

RUSHING	Attempts	Yards	Average per rush	fumbles	Touchdowns	GAME STATS		
Brady Tweeton	17	193	11.4		3	First Downs	18	26
Brady Martz	14	67	4.8			Rushing	13	13
Jackson Wahl	6	52	8.7			Passing	5	13
Chase Brenner						Penalty		
Caleb Stetz	4	-8	-2.0			Rushing Yards	305	246
Matt Bredman						Passing Yards	90	306
Adam Tonsfeldt						Total Offense	395	552
Noah Vandal						Turnovers	1	1
Firmian Elsholz						Penalties		
Preston Snobl						Number	6	4
Robert Mark	1	1	1.0			Yards penalized	30	35
Total yards	42	305	7.3	0	3			
Scoring	Touchdown	2pt Conv.	Xtra-pt	Field Goal	Safety	Total Points		
Brady Tweeton	3	1				20		
Brady Martz		1				2		
Firmian Elsholz						0		
Jalen Plath	1					6		
Jackson Wahl						0		
Chase Brenner						0		
Robert Mark						0		
Preston Snobl						0		
Matt Bredman						0		
Caleb Stetz		1				2		
PASSING	Attempts	Completions	Yards	Average Per Pass	Touchdowns	Interceptions	Passing %	
Caleb Stetz	11	6	90	15.0	1	1	54.5%	
RECEIVING	Receptions	Yards	Avg. Per Catch	Touchdowns				
Brady Martz	2	31	15.5					







Defensive Stats vs Hawley												
Name	#	solo Tackles +3	Assisted Tackles +1	Tackle for loss +2	Tipped pass +1	Fumble caused +4	Fumble recovery +3	Int +5	Sack +4	Blocked Kick +5	Tackle on Kick +3	Total Points
Preston Snobl	2	2	3	1								11
Jackson Wahl	3	2										6
Caleb Stetz	5											0
Adam Tonsfeldt	6										1	3
Nolan Rick	7											0
Blake Torfin	8											0
Noah Gray	9											0
Matt Bredman	10		2									2
Jacob Morgan	12											0
Sam Askegaard	14											0
Brady Martz	15	3	6	2	1						1	23
Brady Tweeton	20	1	4		1			1				13
Brooks Martinson	21	1	5									8
Robert Mark	22	1	5								1	11
Chase Brenner	30	3										9
Grant Inniger	31											0
Jake Affield	33											0
Firmian Elsholz	35										1	3
Noah Vandal	43											0
Graham Abarr	44											0
Jalen Plath	45											0
Alex Jennison	50	1	5								2	14
Jackson Poepping	53		1									1
Jonny Kletsch	54	1	3									6
Leif Enstad	56											0
Jared Poppel	58											0
Tanner Kadrmas	60											0
Connor Morse	65											0
Gavin Camperud	67											0
Tristan Elliot	70											0
Jack Trowbridge	73		2									2
Brady Kroll	74											0
Tyler Stage	76											0
Matt Samuelson	77											0
Joey Marquart	78											0
Ashton Johnson	79											0
Hunter Zenzen	80	2	5									11
Joey Mark	81											0
Owen Lewis	85		4	2								8
Hunter Anderson	34											0
												0



# Brady Tweeton Runs Wild In Trojans 35-20 Victory

By: Tracy Hinsz

The Barnesville Trojans rode Brady Tweeton to a regular season ending victory, as he tallied 22 carries for 192 yards and five touchdowns with two receptions for 36 yards, as the Trojans broke free of a tie game at halftime to defeat the Cowboys by the score of 35-20.

Breckenridge opened up the game with the first touchdown as Andrew Kram completed a 49-yard touchdown pass to Copper Yaggie. Westley Johnson added the extra point for a 7-0 Cowboys lead.

The Trojans answered quickly with two scoring runs by Tweeton. The first came from one yard out with the second coming from 44-yards out with Firmian Elsholz connecting on both PAT's for a 14-7 Trojan lead as the first quarter came to a close.

The Cowboys would put up the only score of the second quarter as Cooper Yaggie connected with Mitch Porter on a 30-yard pass with Johnson adding the extra point to tie the game at 14 as both teams went into halftime.

Robert Mark provided a spark that the Trojans needed, netting back-to-back fumble recoveries on kickoffs to set up Barnesville with a short field. Tweeton would make the Cowboys pay with a quick touchdown run from 22-yards out with Elsholz adding the extra point for a 21-14 lead.

Tweeton would add a four yard score after the next fumble recovery with Elsholz netting his fourth PAT for a 28-14 advantage, but the Cowboys would get a score before the quarter ended as Kram found Caden McGough for a 35-yard pass. The PAT was not good making the score 28-20 as both teams headed for the fourth quarter.

Tweeton would score his first touchdown of the game on a 12-yard run to open the final quarter with Elsholz matching his output with

his fifth PAT for a 35-20 Trojan lead, which is how the game would end.

"I thought we played a decent game, besides a few turnovers and coverage breakdowns," said Head Coach Bryan Strand. "Our backs ran the ball very well with all three averaging more than eight yards a carry. Our offensive line played very well to open those holes. We need to clean up our mistakes and play at a higher level if we want to keep playing games in the playoffs. Breckenridge is a good team that can do a lot of damage in their section.

Robert Mark created the biggest changing point in the game with a fumble recovery to start the second half on a kickoff. Tweeton quickly scored and then Mark netted another fumble recovery on the next kickoff. He was hustling and making plays. We quickly scored again to open up a big lead. That was the difference in the game.

I believe we came out of the game fairly healthy, which is going to be huge over the next few weeks. We played two games in five days, which is really difficult, but the kids handled it great. I am proud of the season we have had to date, fighting through injuries, playing guys in spots they are not accustomed too and having a great attitude. We have Roseau on Tuesday and then will play the winner of Crookston vs. Bagley on Saturday if we are able to win."

Brady Martz tallied 130 yards on 15 carries adding a reception for 11 yards, with Jackson Wahl adding 74 yards on eight carries. Preston Snobl tallied one catch for 21 yards, with Jalen Plath netting one catch for nine yards, as Caleb Stetz finished 6-12 for 83 yards passing.

Firmian Elsholz finished 5-5 on extra points, while averaging an impressive 43.3 yards per punt in his best game of the season.

Jonny Kletsch was a beast on defense with 10 tackles, one for loss,

one fumble recovery and one sack with Tweeton adding five tackles, one for loss and one on a kick.

Robert Mark finished with four tackles, one for loss and two fumble recoveries, with Hunter Zenzen netting nine tackles, one for loss and one tipped pass, while Owen Lewis tallied six tackles, one for loss and one tipped pass, with Wahl netting four tackles, two tipped passes and an interception in the victory.

Barnesville ends the regular season with a 7-1 record.

## Box Score

	1	2	3	4	F
Barnesville	14	0	14	7	35
Breckenridge	7	7	6	0	20

BC-Yaggie 49-yard pass from Kram (Johnson Kick)

B-Tweeton 1-yard run (Elsholz Kick)

B-Tweeton 44-yard run (Elsholz Kick)

BC-Porter 30-yard pass from Yaggie (Johnson Kick)

B-Tweeton 22-yard run (Elsholz Kick)

B-Tweeton 4-yard run (Elsholz Kick)

BC-McGough 25-yard pass from Kram (Kick Failed)

B-Tweeton 12-yard run (Elsholz Kick)

## Individual Statistics

### Rushing:

BC-NA

BT-Martz 15-130, Tweeton 22-192, Wahl 8-74, Stetz 2-(-3), Tonsfeldt 1-2

### Passing:

BC-NA

BT-Stetz 6-12-1=83

### Receiving:


BC-NA

BT-Martz 1-11, Tweeton 2-36, Plath 1-9, Zenzen 1-6, Snobl 1-21





Senior running back Brady Tweeton evades the tackle from the Breckenridge Cowboys with his eyes focused on the goal line.



Firmian Elsholz #35 and Adam Tonsfeldt #6 take down the Cowboy during the game last Wednesday in Breckenridge. Alex Jenison #50 comes up the field to join in on the action.






Jackson Wahl #3 makes a great catch on this play.



Senior linebacker Preston Snobl takes out the quarterback right after he releases the football.






Brady Tweeton #20 celebrates one of his five touchdowns with fellow teammate Jackson Poepping #53.



Robert Mark #22 grabs onto the Breckenridge ball carrier as #85 Owen Lewis comes up the field to help with the tackle.





Firmian Elsholz #35 was five for five of his extra points for the night against the Cowboys. Matt Bredman #10 holds the football.



Offensive Stats vs Breckenridge									
RUSHING	Attempts	Yards	Average per rush	fumbles	Touchdowns				
Brady Tweeton	22	192	8.7	1	5				
Brady Martz	15	130	8.7						
Jackson Wahl	8	74	9.3	1					
Chase Brenner									
Caleb Stetz	2	-3	-1.5	1					
Matt Bredman									
Adam Tonsfeldt	1	2							
Noah Vandal									
Firmian Elsholz									
Preston Snobl									
Robert Mark									
Total yards	48	395	8.2	3	5				
Scoring	Touchdown	2pt Conv.	Xtra-pt	Field Goal	Safety	Total Points			
Brady Tweeton	5					30			
Brady Martz						0			
Firmian Elsholz			5			5			
Jalen Plath						0			
Jackson Wahl						0			
Chase Brenner						0			
Robert Mark						0			
Preston Snobl						0			
Matt Bredman						0			
Caleb Stetz						0			
PASSING	Attempts	Completions	Yards	Average Per Pass	Touchdowns	Interceptions	Passing %		
Caleb Stetz	12	6	83	13.8		1	50.0%		
RECEIVING	Receptions	Yards	Avg. Per Catch	Touchdowns					
Brady Martz	1	11	11.0						

GAME STATS	Trojans	Opponent
First Downs	17	7
Rushing	14	6
Passing	3	1
Penalty		
Rushing Yards	395	114
Passing Yards	83	197
Total Offense	478	311
Turnovers	4	4
Penalties		
Number	8	6
Yards penalized	65	45








		Defensive Stats vs Breckenridge										
Name	#	solo Tackles +3	Assisted Tackles +1	Tackle for loss +2	Tipped pass +1	Fumble caused +4	Fumble recovery +3	Int +5	Sack +4	Blocked Kick +5	Tackle on Kick +3	Total Points
Preston Snobl	2	1	2									5
Jackson Wahl	3		4		2			1				11
Caleb Stetz	5											0
Adam Tonsfeldt	6										2	6
Nolan Rick	7											0
Blake Torfin	8											0
Noah Gray	9											0
Matt Bredman	10											0
Jacob Morgan	12											0
Sam Askegaard	14											0
Brady Martz	15	2										6
Brady Tweeton	20	4	1	1							1	18
Brooks Martinson	21		2		1							3
Robert Mark	22	2	2	1			2					16
Chase Brenner	30											0
Grant Inniger	31											0
Jake Affield	33											0
Firmian Elsholz	35											0
Noah Vandal	43										2	6
Graham Abarr	44											0
Jalen Plath	45											0
Alex Jennison	50	1										3
Jackson Poepping	53											0
Jonny Kletsch	54	6	4	1			1		1			31
Leif Enstad	56											0
Jared Poppel	58											0
Tanner Kadrmas	60											0
Connor Morse	65											0
Gavin Camperud	67											0
Tristan Elliot	70		1									1
Jack Trowbridge	73	2	1		2							9
Brady Kroll	74											0
Tyler Stage	76											0
Matt Samuelson	77											0
Joey Marquart	78											0
Ashton Johnson	79											0
Hunter Zenzen	80	2	7	1	1							16
Joey Mark	81											0
Owen Lewis	85	2	4	1	1						1	16
Hunter Anderson	34											0
												0



# Martz Leads Barnesville To Playoff Victory Over Roseau



Brady Martz #15 is off on another long gainer over the Roseau Rams in Barnesville. Martz goes between two Ram defenders through a hole opened by Matt Samuelson in the background.

**By: Tracy Hinsz**

Brady Martz scored three touchdowns, while rushing for 165 yards on 13 carries to lift the Barnesville Trojans to a 42-8 first round playoff victory over visiting Roseau.

Martz opened up the scoring with a 10-yard touchdown run for a 6-0 Trojan lead after the PAT was missed. Barnesville would get their next score from Brady Tweeton who tallied a 23-yard run to end the first quarter with Martz adding the two-point conversion for a 14-0 lead.

Preston Snobl would snare a one yard touchdown pass in the second quarter from Caleb Stetz with Firmian Elsholz netting the extra

point for a 21-0 lead. Martz galloped in from 16 yards out with 28 seconds remaining in the half to increase the lead to 27-0 after the Trojans missed their second PAT of the game.

Martz would tally his third score of the game to start the third quarter, this time from 45 yards out with Stetz netting the two-point conversion run for a 35-0 Trojan lead as the starters were lifted for the rest of the game.

Robert Mark would hit on a seven yard touchdown run with Elsholz adding the extra point to increase the Trojans lead to 42-0, before Roseau finally got on the scoreboard in the fourth quarter on a Nathan Adrian 11 yard run and the two-point conversion that made the score 42-8,

which would be the final score.

Caleb Stetz would finish the game with seven completions in seven attempts for 82 yards and a touchdown, while adding 19 rushing yards on two carries.


Hunter Zenzen lead the Trojans on defense with 10 tackles, four tackles on kicks and a fumble recovery with Preston Snobl adding four tackles, two for loss and two tackles on kicks, while Brooks Martinson tallied five tackles in the victory.

Barnesville improves their record to 8-1 on the season.

## Box Score

	1	2	3	4	F
Roseau	0	0	0	8	- 8





It was a swarming Trojan defense that has made a difference in every game this fall. Owen Lewis #85, Brooks Martinson #21 and Alex Jenison #20 stuff another run and gang tackle the Ram ball carrier. Brady Tweeton adds a little insurance on the play as he is ready to assist if needed.

Barnesville 14 13 15 0 - 42 Kick)

B-Martz 10-yard run (Kick Run)  
Failed)

B-Tweeton 23-yard run (Martz Run)

B-Snobl 1-yard pass from Stetz (Elsholz Kick)

B-Martz 16-yard run (Kick Failed)

B-Martz 45-yard run (Stetz Run)  
B-Mark 7-yard run (Elsholz

R-Adrian 11-yard run (Adrian Run)

#### Individual Statistics

#### Rushing:

R-NA

B-Martz 13-165, Tweeton 4-48, Wahl 3-26, Brenner 1-4, Stetz 2-19, Bredman 2-7, Tonsfeldt 3-19,

Vandal 3-17, Elsholz 1-10, Mark 2-15, Anderson 1-8, Becker 1-4

#### Passing:

R-NA

B-Stetz 7-7-0=82


#### Receiving:

R-NA

B-Martz 1-35, Wahl 1-3, Tweeton 2-13, Snobl 3-31



The heavy lifting begins down in the trenches with the offensive line. Connor Morse gives Quarterback Caleb Stetz time to deliver another pass. Stetz was seven for seven on pass attempts against the Roseau Rams.



Preston Snobl goes high to keep Caleb Stetz's passing game at 100% against the Roseau Rams last Tuesday, October 24 in playoff action.



RUSHING	Attempts	Yards	Average per rush	fumbles	Touchdowns		
Brady Tweeton	4	48	12.0		1		
Brady Martz	13	165	12.7	1	3		
Jackson Wahl	3	26	8.7				
Chase Brenner	1	4	4.0				
Caleb Stetz	2	19	9.5				
Matt Bredman	2	7	3.5				
Adam Tonstfeldt	3	19	6.3				
Noah Vandal	3	17	5.7				
Firmian Elsholz	1	10	10.0				
Preston Snobl							
Robert Mark	2	15	7.5		1		
Hunter Anderson	1	8	8.0				
Brayden Becker	1	4	4.0				
Total yards	36	342	9.5	1	5		
Scoring	Touchdown	2pt Conv.	Xtra-pt	Field Goal	Safety	Total Points	
Brady Tweeton	1					6	
Brady Martz	3	1				20	
Firmian Elsholz			2			2	
Jalen Plath						0	
Jackson Wahl						0	
Chase Brenner						0	
Robert Mark	1					6	
Preston Snobl	1					6	
Matt Bredman						0	
Caleb Stetz		1				2	
PASSING	Attempts	Completions	Yards	Average Per Pass	Touchdowns	Interceptions	Passing %
Caleb Stetz	7	7	82	11.7	1		100.0%
RECEIVING	Receptions	Yards	Avg. Per Catch	Touchdowns			
Brady Martz	1	35	35.0				
Hunter Zenzen							
Preston Snobl	3	31	10.3	1			
Chase Brenner							
Jackson Wahl	1	3	3.0				
GAME STATS	Trojans	Opponent					
First Downs	17	6					
Rushing	11	5					
Passing	5						
Penalty	1	1					
Rushing Yards	342	120					
Passing Yards	82	0					
Total Offense	424	120					
Turnovers	1	2					
Penalties							
Number	12	8					
Yards penalized	90	85					



Jalen Plath									
Brady Tweeton	2	13	6.5						
						XTR Point		FG	
KICKING	Type of Kick	Attempts	Yards	Avg. Per Kick	Xtr PT/FG	Attempts	Made	ATT	Made
Firmian Elsholz	KO	6	232	38.7	Firmian Elsholz	4	2	0	0
Preston Snobl	Punt								
Jackson Wahl	Punt								
Chase Brenner	Punt	2	52	26.0					
Owen Lewis	KO	1	26						
RETURNS	Punt Returns Yardage	KO Returns Yardage	# Punt Returns	# KO Returns	Total Return Yards	Touchdowns			
Chase Brenner		15		1					
Brady Martz									
Brady Tweeton									
Matt Bredman									
Hunter Zenzen									
Jalen Plath									
Preston Snobl									
Jackson Wahl		1		1					
Robert Mark									



# Defensive Stats vs Roseau (Playoff)

Name	#	solo Tackles +3	Assisted Tackles +1	Tackle for loss +2	Tipped pass +1	Fumble caused +4	Fumble recovery +3	Int +5	Sack +4	Blocked Kick +5	Tackle on Kick +3	Total Points
Preston Snobl	2	2		2	2						2	18
Jackson Wahl	3			1							1	4
Caleb Stetz	5											0
Adam Tonsfeldt	6											0
Nolan Rick	7											0
Blake Torfin	8											0
Noah Gray	9											0
Matt Bredman	10	2		1								7
Jacob Morgan	12											0
Sam Askegaard	14											0
Brady Martz	15	1		1								4
Brady Tweeton	20										1	3
Brooks Martinson	21	4		1								13
Robert Mark	22			1							1	4
Chase Brenner	30							1				5
Grant Inniger	31											0
Jake Affield	33											0
Firmian Elsholz	35											0
Noah Vandal	43											0
Graham Abarr	44											0
Jalen Plath	45											0
Alex Jennison	50			4							1	7
Jackson Poepping	53											0
Jonny Klitsch	54			2								2
Leif Enstad	56											0
Jared Poppel	58											0
Tanner Kadrmass	60											0
Connor Morse	65											0
Gavin Camperud	67	1		2								5
Tristan Elliot	70											0
Jack Trowbridge	73	1		2								5
Brady Kroll	74											0
Tyler Stage	76											0
Matt Samuelson	77											0
Joey Marquart	78	1										3
Ashton Johnson	79											0
Hunter Zenzen	80	3		7				1			4	31
Joey Mark	81	1										3
Owen Lewis	85			1							1	4
Hunter Anderson	34											0
												0



# Tweeton Nets Five TD's As Trojans Defeat Crookston



It takes a team effort by the Trojans to spring Brady Tweeton #20 loose for another big gainers attending to blocking the Crookston Pirate defenders were Jackson Poepping #53, Connor Morse #65 and Preston Snobl #2.

**By: Tracy Hinsz**

Crookston put up an early battle before the Trojans took control of the game behind Brady Tweeton's five touchdown runs in Barnesville's 48-24 second round playoff victory.

Barnesville opened up the game with the football, but fumbled on their first play from scrimmage. Crookston immediately took advantage with Leyton Salantine's 33-yard touchdown pass to Carter Winard. The extra point was no good making the score 6-0 Pirates.

Barnesville came back on their next possession as Tweeton scored the first of his five touchdowns, this one from two yards out to tie the game after the PAT was missed.

Crookston would net a field goal with 30 seconds to play in the quarter to give the Pirates a 9-6 lead after one period of play.

Barnesville would have to start on their own one-yard line after the kickoff, but put together a 99-yard drive that covered the entire length of the field, ending with a one-yard touchdown run from Tweeton. The two-point conversion pass was incomplete making the score 12-9 Trojans.

Back came Crookston as they finished off a nice drive with a Leyton Salantine seven yard touchdown run. He would add the two-point conversion giving the Pirates a 17-12 lead with 3:51 left to play in the half.

But the Trojans would answer with a score quickly, as Tweeton took a reverse and raced untouched for 45 yards. He would add the two-point conversion for a 20-17 Barnesville lead.

Crookston could not run out the clock and had to punt the ball back

to Barnesville. The Trojans would make them pay dearly as Tweeton took another reverse and hit pay dirt from 44 yards out with 31 second left to play in the half. Firmian Elsholz would add the PAT giving the Trojans a 27-17 lead as both teams went into intermission.

Barnesville would strike first in the second half, as Caleb Stetz would connect with Brady Martz on an eight-yard touchdown pass. The extra point was missed making the score 33-17.

The Pirates would answer with an 11-yard touchdown pass from Leyton Salantine to Cade Salantine. Jackson Seibel would net the extra point to cut the deficit to nine points at 33-24.

However, Barnesville would not waste any time getting their lead back to double digits as Martz fumbled the ensuing kickoff,



corralled the ball and raced 76 yards for the touchdown. Stetz would connect with Preston Snobl on the two-point conversion pass that made the score 41-24.

Tweeton would add his fifth touchdown of the game on a 24 yard run late in the third quarter, with Elsholz adding the PAT that made the score 48-24 Barnesville, which is how the game would end after a scoreless fourth quarter.


Tweeton had a monstrous game, netting 230 yards rushing on 16 carries, including five touchdowns and a two-point conversion. Martz chipped in 73 yards rushing on 10 carries, adding one reception for eight yards and a score, while also returning a kickoff for a touchdown. Jack Wahl added 60 yards rushing on eight carries with Stetz completing two of three passes for 23 yards and a touchdown.

Snobl was a monster on the defensive side of the ball, netting 14 tackles, an interception, a fumble recovery and a tackle on a kick, with Jonny Kletsch adding 10 tackles and Hunter Zenzen netting five tackles, including one for loss.

Martz tallied five tackles and a tipped pass, with Tweeton netting three tackles, one for loss and two tackles on kicks, while Brooks Martinson added five tackles



Hunter Zenzen goes high to take care of a pass in action last Saturday against the Crookston Pirates.



Caleb Stetz #5 keeps the ball on the ground as Jack Trowbridge #73 and Noah Vandal #43 set up blocking protection for him.

including one for loss in the victory.

"I felt we made some early mistakes in the game, from execution, ball handling and overall grit, but we snapped back from the second quarter on and played some really good football," said Head Coach Bryan Strand. "We fumbled on the first offensive play of the game and stopped them on fourth down only to have a penalty that kept the drive alive in which they would go on to score. Little mistakes like that will cost you. The boys were down for a bit but did not lose focus and kept working hard.

Our offense really did a nice job. Our line did a fantastic job of blocking, the backs found their holes and we did not punt in the game. We averaged over nine yards per carry on the day.

Preston Snobl had his best day on the defensive side of the ball, making countless plays, as well as, getting a fumble recovery and an interception.

We will have to have a great week of preparation to get ready for Hawley on Friday. We faced them earlier this year and they were fantastic, both running and passing the ball. They are a good team, but so are we. We will do all we can to get the win in the Fargodome. The boys are hungry and they know they can play better than they did the last time we met. Coming into the year, this was the game I expected to happen and now it is here. We are mostly healthy and have improved tremendously over the year. This

should be another great battle for the Section 8AA title", Strand concluded.

Barnesville's record now stands at 9-1 on the season. They will face the Hawley Nuggets for the Section 8AA championship at 8 pm at the Fargodome on Friday, November 3.

#### Box Score

	1	2	3	4	F
Crookston	9	8	7	0	24
Barnesville	6	21	21	0	48

C-Winand 33-yard pass from L. Salentine (Kick Failed)

B-Tweeton 2-yard run (Kick Failed)

C-Seibel FG

B-Tweeton 1-yard run (Pass Failed)

C-L. Salentine 7-yard run (L. Salentine Run)

B-Tweeton 45-yard run (Tweeton Run)

B-Tweeton 44-yard run (Elsholz Kick)

B-Martz 8-yard pass from Stetz (Kick Failed)

C-C. Salentine 11-yard pass from L. Salentine (Seibel Kick)

B-Martz 76-yard Kickoff (Snobl pass from Stetz)

B-Tweeton 24-yard run (Elsholz Kick)


#### Individual Statistics

##### Rushing:

C-NA

B-Martz 10-73, Tweeton 16-230,





Preston Snobl #2, Hunter Zenzen #80, Brady Martz #15, Jonny Kletsch #54 and Jack Trowbridge #73 all struggle to get a piece of the Pirate runner and get credit for another tackle in the scorebook.

Wahl 8-60, Brenner 1-7, Stetz 2-6,  
Tonsfeldt 3-11, Vandal 4-17, Mark  
1-5

Passing:

C-NA

B-Stetz 2-3-0=23

Receiving:

C-NA

B-Martz 1-8, Tweeton 1-15



Monday, October 30, 2017  
Football

## Brady Tweeton (Barnesville Football)

By Craig Olson - Barnesville, MN

Barnesville senior **Brady Tweeton** is the Olson Oil Company Athlete of the Week.

In the Trojans 42-8 Section 8AA quarterfinal win over Roseau on Tuesday night, Tweeton scored the first touchdown of the night on a 23 yard run. In their 48-24 semifinal victory over Crookston on Saturday, Tweeton carried the ball sixteen times for 230 yards and found the end zone five times.

Barnesville will now face Hawley for the Section 8AA championship at the Fargodome on Friday night.



[illegible]




Hunter Zenzen									
Preston Snobl									
Chase Brenner									
Jackson Wahl									
Jalen Plath									
Brady Tweeton	1	15	15.0						
KICKING	Type of Kick	Attempts	Yards	Avg. Per Kick	Xtr PT/FG	Attempts	Made	FG ATT	Made
Firmian Elsholz	KO	8	353	44.1	Firmian Elsholz	4	2	0	0
Preston Snobl	Punt								
Jackson Wahl	Punt								
Chase Brenner	Punt								
Owen Lewis	KO								
RETURNS	Punt Returns Yardage	KO Returns Yardage	# Punt Returns	# KO Returns	Total Return Yards	Touchdowns			
Chase Brenner									
Brady Martz		119		3	119	1			
Brady Tweeton									
Matt Bredman									
Hunter Zenzen		11		1	11				
Jalen Plath									
Preston Snobl									
Jackson Wahl									
Robert Mark									



Defensive Stats vs Crookston (Playoff)												
Name	#	solo Tackles +3	Assisted Tackles +1	Tackle for loss +2	Tipped pass +1	Fumble caused +4	Fumble recovery +3	Int +5	Sack +4	Blocked Kick +5	Tackle on Kick +3	Total Points
Preston Snobl	2	5	9				1	1			1	35
Jackson Wahl	3	1										3
Caleb Stetz	5											0
Adam Tonsfeldt	6										1	3
Nolan Rick	7											0
Blake Torfin	8		1									1
Noah Gray	9											0
Matt Bredman	10	2	1		2							9
Jacob Morgan	12											0
Sam Askegaard	14											0
Brady Martz	15	4	1		1							14
Brady Tweeton	20	1	2	1							2	13
Brooks Martinson	21	3	2	1		1						17
Robert Mark	22	1	4									7
Chase Brenner	30	2	1									7
Grant Inniger	31											0
Jake Affield	33											0
Firmian Elsholz	35										2	6
Noah Vandal	43											0
Graham Abarr	44											0
Jalen Plath	45											0
Alex Jennison	50		4								1	7
Jackson Poepping	53											0
Jonny Kletsch	54	3	7									16
Leif Enstad	56											0
Jared Poppel	58											0
Tanner Kadrmas	60											0
Connor Morse	65											0
Gavin Camperud	67											0
Tristan Elliot	70											0
Jack Trowbridge	73		1									1
Brady Kroll	74											0
Tyler Stage	76											0
Matt Samuelson	77											0
Joey Marquart	78											0
Ashton Johnson	79											0
Hunter Zenzen	80	4	1	1								15
Joey Mark	81											0
Owen Lewis	85											0
Hunter Anderson	34											0
Brayden Becker	23											0





# Section 8AA Football Tournament



**Tues., Oct. 24**  
**@Higher Seed**  
**6:00 P.M.**


**Sat., Oct. 28**  
**@Higher Seed**  
**2:00 P.M.**

**Fri., Nov. 3**  
**@Fargodome**  
**8:00 P.M.**


**#1 Hawley**



Hawley



**#4 Warroad**



Warroad


**#5 United North Central**

Hawley

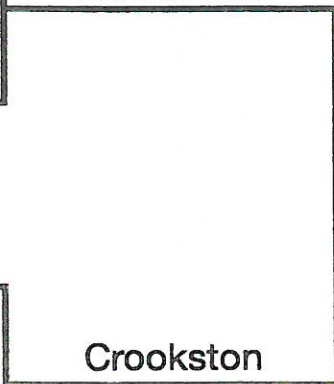


**2017  
Section 8AA  
Champions**

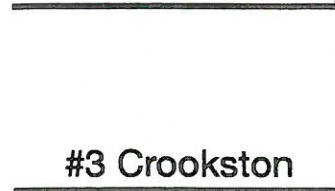
**#2 Barnesville**



Barnesville




**#7 Roseau**



Barnesville

**#3 Crookston**



Crookston

**#6 Bagley**





# Wahl's Late Heroics Secures Berth In State Tournament

By: Tracy Hinsz

The Barnesville Trojans came into the Section 8AA Championship game, Friday, November 3, against rival Hawley with redemption on their mind after losing their regular season rumble and home winning streak a few weeks back.

This was another classic between two great football programs that looked like overtime would be needed to decide the victor. But, up stepped Jack Wahl who intercepted a Nugget pass and returned it deep into Trojan territory before netting the go ahead touchdown to secure a Barnesville victory, sending the Trojans into the state tournament for the second year in a row.

The Trojans opened up the scoring with a first quarter four-yard touchdown run from Brady Tweeton. Firmian Elsholz added the PAT for a 7-0 Barnesville lead.

Hawley would answer back with a touchdown on their first drive of the game, as Donnie Loegering scored on a four-yard run as well, with Jacob Vetter adding the two-point conversion for an 8-7 Nugget lead.

The Nuggets would add another touchdown in the second quarter on a Vetter to Parker Tjaden 64-yard pass. Vetter would connect with Carter Justesen on the two-point conversion to increase their lead to 16-7.

The Trojans would score a touchdown right before half as they drove the field and punched it in from seven yards out on a run by Wahl. Elsholz added his second PAT cutting the deficit to two points at 16-14 as both teams headed into halftime.

Barnesville would open up the second half with a Tweeton eight-yard touchdown run followed by a Caleb Stetz to Preston Snobl two-point conversion for a 22-16 Trojans lead.

But, back came the Nuggets as Vetter found Chase Libak for a seven-yard touchdown pass. The two-point conversion pass failed, knotting the score at 22 all with one

quarter left to play.

Both teams had drives that stalled before finding the end zone, but the Nuggets would put together one last attempt at securing the victory. Things seem to be looking good for Hawley until the Trojans brought pressure off the edge on a pass play. The Nuggets quarterback threw the ball while getting hit and it floated to Wahl for the interception. Wahl had a lot of green field in front of him and returned the ball to the 19-yard line with less than three minutes to play.

Barnesville would run a few plays, moving the ball closer to a score, before Wahl finally bounced outside for a seven-yard run that found the corner of the end zone for a Trojans touchdown. Elsholz added the PAT giving Barnesville a 29-22 lead with less than two minutes to play.

The Trojan defense would come up big as they forced a turnover on downs with four straight incomplete passes, securing the ball back to the offense who went into victory formation, netting the Barnesville Trojans the Section 8AA Championship for the second straight year.

"What a game!" stated Head Coach Bryan Strand. "We had a game plan going into this game and I thought the kids did a pretty good job of executing it. We improved in every facet of the game since our first meeting a few weeks ago. I felt it was two good teams battling it out. The interception return by Jack Wahl at the end of the game was the deciding factor.

I also felt we were undisciplined at times, getting way too many penalties. That is on me and we have to improve on that. I felt we played at a high level the whole game.

We are a bit banged up right now and it is starting to show in certain areas. Hopefully, we can heal up and put together a plan for this coming week that gives us the best chance to win.

I felt the offensive line and backs

played well and the defensive front four played with a ton of speed and discipline throughout the contest. It was a fun game to coach, seeing how passionate our boys played and their desire to win.

We played a 4-3 defense in the first half and then switched to a 3-4 defense in the second, which I don't think they were prepared for. I think it threw them off a bit. We also widened our safeties so they could help take away the deep pass that they burned us in the first game.

Hawley is a great team and were well prepared. In the end the game was decided on a play or two."

Wahl was the leader of a three headed backfield, netting 123 yards rushing and two scores on 16 carries. Tweeton added 89 yards rushing on 14 carries and the other two touchdowns, with Martz netting 87 yards rushing on 12 carries, while Caleb Stetz tallied 12 yards on two carries. Stetz added 32 yards passing on three completions in five attempts, with Hunter Zenzen netting one reception for 21 yards and Tweeton netting two receptions or 11 yards.

For the game, Barnesville finished with 343 total yards, with 311 on the ground and 32 yards through the air. Hawley ended the game with 303 total yards with 191 yards on the ground and 112 passing.

Martz finished with seven tackles and one tackle on kick with Alex Jenison netting 10 tackles, one for loss and one on a kick. Tweeton added six tackles including one for loss and a tackle on a kick, with Snobl netting seven tackles and a tipped pass, while Jonny Kletsch added seven tackles including one for loss in the victory.

The win improves Barnesville's record to 10-1 on the season, and moves the Trojans onto the state tournament, where they will face Paynesville Area in the quarterfinals to be played on Friday, November 10 at 7:00 p.m. in Alexandria.



Box Score	1	2	3	4	
Barnesville	7	7	8	7	29
Hawley	8	8	6	0	22

B-Tweeton 4-yard run (Elsholz Kick)

H-Loegering 4-yard run (Vetter Run)

H-Tjaden 64-yard pass from Vetter (Justesen Pass from Vetter)

B-Wahl 7-yard run (Elsholz Kick)

B-Tweeton 8-yard run (Snobl pass from Stetz)

H-Libak 7-yard pass from Vetter (Pass Failed)

B-Wahl 7-yard run (Elsholz Kick)

#### Individual Statistics

##### Rushing:

H - NA

B - Martz 12-87, Tweeton 14-89, Wahl 16-123, Stetz 2-12

##### Passing:

H - NA

B - Stetz 3-5-0=32

##### Receiving:


H - NA

B - Zenzen 1-21 Tweeton 2-11



Brady Tweeton puts the stop on Hawley Nugget Parker Tjaden during the Section 8AA Championship game at the FargoDome.






IT'S GOOD!! It was a big night for sophomore Jackson Wahl against the Hawley Nuggets at the FargoDome Friday evening, November 3. Wahl intercepted the ball, then scored the game winning touchdown in the last few minutes of the game.




Alex Jenison gets ahold of Nugget sophomore Derian Gerdes and brings him down during Section 8AA football action.





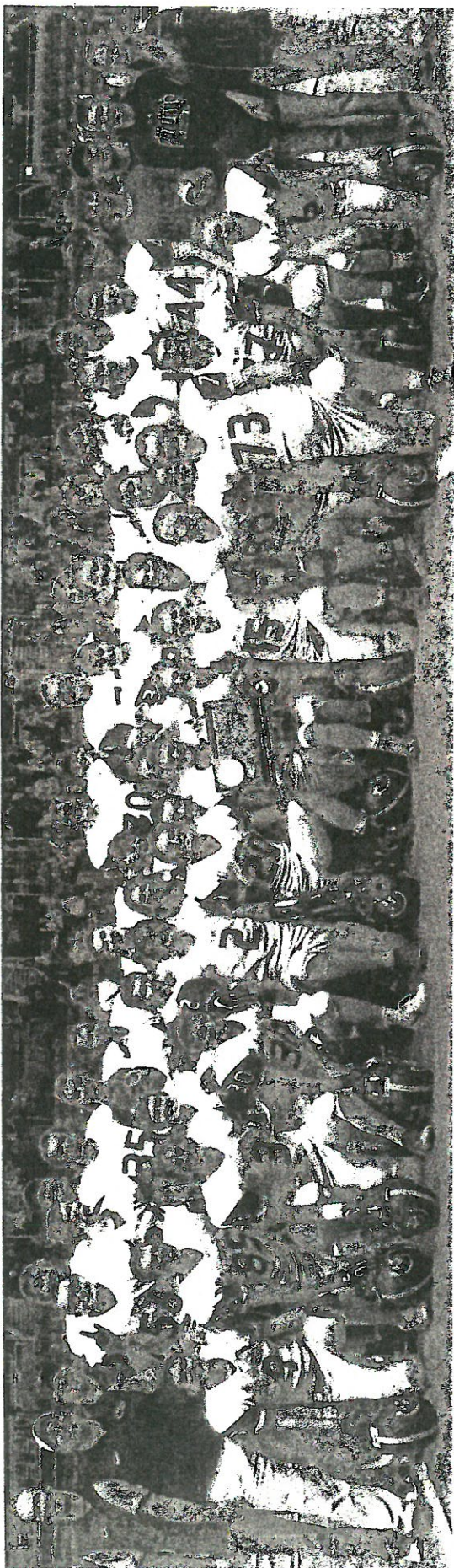
The successful Trojans lift another championship plaque to add to trophy case in the halls of Barnesville High School.





Senior Trojans proudly displaying the 2017 Section 8AA Championship trophy are, left to right, front row - Robert Mark, Matthew Bredman, Noah Vondal, Alex Jenison, Jack Trowbridge, Caleb Stetz, Brady Tweeton; back row - Gavin Camperud, Tristan Elliott, Tyler Stage, Joey Marquart, Jalen Plath, Jonny Kletsch and Brady Martz.





It's smiles all around as the players, coaches, managers and trainer pose with the section plaque. The Trojans will take on the Paynesville Bulldogs in Alexandria on Friday, November 10 at 7:00 p.m.



[illegible]



Preston Snobl									
Chase Brenner									
Jackson Wahl									
Jalen Plath									
Brady Tweeton	2	11	5.5						
						XTR Point		FG	
KICKING	Type of Kick	Attempts	Yards	Avg. Per Kick	Xtr PT/FG	Attempts	Made	ATT	Made
Firmian Elsholz	KO	5	201	40.2	Firmian Elsholz	3	3	0	0
Preston Snobl	Punt	2	77	38.5					
Jackson Wahl	Punt								
Chase Brenner	Punt								
Owen Lewis	KO								
RETURNS	Punt Returns Yardage	KO Returns Yardage	# Punt Returns	# KO Returns	Total Return Yards	Touchdowns			
Chase Brenner									
Brady Martz		37		2	37				
Brady Tweeton	8		1		8				
Matt Bredman									
Hunter Zenzen									
Jalen Plath									
Preston Snobl		9		1	9				
Jackson Wahl									
Robert Mark									



Defensive Stats vs Hawley (Playoff)												
Name	#	solo Tackles +3	Assisted Tackles +1	Tackle for loss +2	Tipped pass +1	Fumble caused +4	Fumble recovery +3	Int +5	Sack +4	Blocked Kick +5	Tackle on Kick +3	Total Points
Preston Snobl	2	2	5		1							12
Jackson Wahl	3	1						1				8
Caleb Stetz	5											0
Adam Tonsfeldt	6				1						1	4
Nolan Rick	7											0
Blake Torfin	8											0
Noah Gray	9											0
Matt Bredman	10											0
Jacob Morgan	12											0
Sam Askegaard	14											0
Brady Martz	15	6	1								1	22
Brady Tweeton	20	2	4	1							1	15
Brooks Martinson	21		4									4
Robert Mark	22				2						1	5
Chase Brenner	30											0
Grant Inniger	31											0
Jake Affield	33											0
Firmian Elsholz	35										1	3
Noah Vandal	43											0
Graham Abarr	44											0
Jalen Plath	45											0
Alex Jennison	50	2	8	1							1	19
Jackson Poepping	53											0
Jonny Kletsch	54	1	6	1								11
Leif Enstad	56											0
Jared Poppel	58											0
Tanner Kadrmas	60											0
Connor Morse	65											0
Gavin Camperud	67	1	2									5
Tristan Elliot	70											0
Jack Trowbridge	73		3	1								5
Brady Kroll	74											0
Tyler Stage	76											0
Matt Samuelson	77											0
Joey Marquart	78											0
Ashton Johnson	79											0
Hunter Zenzen	80		4									4
Joey Mark	81											0
Owen Lewis	85		5									5
Hunter Anderson	34											0
Brayden Becker	23											0



# Paynesville Ends Barnesvilles Season At State Quarterfinals

By: Tracy Hinsz

The Barnesville Trojans ran into an offensive buzz saw in Paynesville on a very cold and windy night of Minnesota State Quarterfinal Football on the field of Alexandria High School.

After an evenly played first quarter, Paynesville dominated the second quarter, scoring 26 unanswered points as turnovers doomed the Trojans. This offensive onslaught was the difference in the game as Barnesville's season came to an end by the score of 58-33.

It did not take long for Paynesville to get on the scoreboard as Jake Arnold took the second carry of the game for a 65-yard touchdown. Max Weidner added the two-point conversion run for an 8-0 lead.

Barnesville would quickly answer with a Jackson Wahl one-yard touchdown run, with Brady Martz adding the two-point conversion to tie the game at eight.

The Trojans would take their only lead of the game as Brady Tweeton scored from one-yard out, but the PAT kicked failed due to a bad snap, making the score 14-8 Barnesville.

Paynesville would quickly answer on a Zach Schroeder 52-yard run to tie the game at 14 all, after the conversion run was stopped, which is how the first quarter would end.

The second quarter would be played evenly over the first six and a half minutes, before Paynesville delivered a knockout blow of four touchdowns in the last five and a half minutes.

Sam Ohrlein started the scoring with a 19-yard touchdown reception from Weidner, with Arnold netting a 45-yard run a minute later. Grant Ludwig would secure a touchdown reception from Weidner covering 10 yards with 30 seconds to play. But the Trojans would fumble on their next offensive snap and Paynesville made them pay. A pass was completed to the one yard line and a Schroeder

touchdown run with two seconds left to play in the half made the score 40-14 at intermission.

Any chance of a Trojans comeback ended early in the third quarter as Paynesville would score first on an Arnold four-yard run. Tweeton would secure his second touchdown of the game on another one-yard run, but Paynesville's Levi Bast would bust through on a 67-yard run to match the score.

Wahl would add a 15-yard scoring run that ended the third quarter with Paynesville leading by the score of 52-26.

Weidner would add a five yard run with Tweeton ending his Trojan's playing career with his third score of the game on a 22-yard run. Firmian Elsholz added the extra point, ending the scoring for both teams as Paynesville would move on to US Bank Stadium with a 58-33 victory.

"This was a great game up until the 5:34 mark of the second quarter which would end up dooming us," said Head Coach Bryan Strand. "The last five minutes, we had four turnovers that Paynesville took advantage of. We knew we could not make those mistakes if we were going to win this game. Paynesville is a very good team with speed and size. The ball was extremely cold and hard to hold onto for both teams. We put the ball on the ground too many times and when we did, they made us pay with touchdowns.

All three of our backs went for over 100 yards rushing, as we averaged 6.5 yards per carry. But the second quarter doomed us just like it did last year against Caledonia, Strand said.

I am very proud of my team and coaching staff. The kids fought hard all the way to the end. I truly can't say enough about this senior class and how they led the entire team. The team did some amazing things this year, impressing many people in our community and area. We had

three new offensive lineman and two new ends, ending the year averaging over seven yards per carry. We have some pieces coming back next year and I expect to make another run at the state tournament," concluded Strand.

Jack Wahl finished with a team high 127 yards rushing on 14 carries and two touchdowns. Brady Tweeton finished his impressive high school career with 20 carries for 117 yards and three scores. Brady Martz ended his career with 111 yards rushing on 15 carries. Caleb Stetz ended his quarterback career in Barnesville completing three of seven passes for 28 yards, but leading his team to the state tournament two consecutive seasons.

Martz finished the game with 12 tackles, a tackle on a kick and a tipped pass, with Tweeton adding nine tackles, a tipped pass and a fumble recovery. Alex Jenison ended his Trojans playing career with seven tackles, a sack, a fumble recovery and a tackle on a kick. Preston Snobl added 11 tackles, including one for loss.

Hunter Zenzen ended the game with eight tackles, with Brooks Martinson netting six tackles, while Jack Trowbridge finished with five tackles, including one for loss.

The Trojans end their season with a record of 10 wins and two losses.

## Box Score

	1	2	3	4	F
Paynesville	14	26	12	6	58
Barnesville	14	0	12	7	33

P-Arnold 65-yard run (Weidner Run)

B-Wahl 1-yard run (Martz Run)  
B-Tweeton 1-yard run (Kick Failed)

P-Schroeder 52-yard run (Run Failed)

P-Ohrlein 19-yard pass from Weidner (Ohrlein pass from Johnson)



P-Arnold 45-yard run (Run Failed)

P-Ludwig 10-yard pass from Weidner (Pass Failed)

P-Schroeder 1-yard run (Run Failed)

P-Arnold 4-yard run (Run Failed)

B-Tweeton 1-yard run (Run Failed)

P-Bast 67-yard run (Pass Failed)

B-Wahl 15-yard run (Pass Failed)

P-Weidner 5-yard run (Pass Failed)

B-Tweeton 22-yard run (Elsholz Kick)

#### Individual Statistics

##### Rushing:

P-NA

B-Martz 15-111, Tweeton 20-117, Wahl 14-127, Stetz 3-1, Vandal 1-6, Snobl 2-(-4)

##### Passing:


P-NA

B-Stetz 3-7-0=28


##### Receiving:

P-NA

B-Zenzen 1-12 Tweeton 1-9, Martz 1-7




Brady Martz tries to turn the corner but has a Paynesville defender thwarting his effort.




The Trojan defense performed well under terrible cold and windy conditions. Brooks Martinson #21 and Preston Snobl #2 take the Paynesville ball carrier down while Jonny Kletsch #54 and Owen Lewis #85 clear blocks to assist if necessary.






Brady Tweeton #20 goes in motion in the backfield. As they have done all year Trojan linemen Preston Snobl #2, Jack Trowbridge #73, Connor Morse #65 and Jackson Poepping #53 get ready to open a hole for him to hit.




Jack Wahl #3 has the ball while Jonny Kletsch #54 and Hunter Zenzen #80 try to keep Paynesville defenders away from the play.





Adam Tonsfeldt holds a Paynesville ball carrier to a short gain.



Quarterback Caleb Stetz #5 backs away from the line to hand the ball off to Brady Tweeton #20. Jonny Kletsch, Jackson Poepping, Ashton Johnson and Jack Trowbridge give protection as the play develops.



RUSHING	Attempts	Yards	Average per rush	fumbles	Touchdowns		
Brady Tweeton	20	117	5.9	1	4		
Brady Martz	15	111	7.4				
Jackson Wahl	14	127	9.1	1	1		
Chase Brenner							
Caleb Stetz	3	1	0.3	2			
Matt Bredman							
Adam Tonsfeldt							
Noah Vandal	1	6	6.0				
Firmian Elsholz							
Preston Snobl	2	-4	-2.0				
Robert Mark							
Hunter Anderson							
Brayden Becker							
Total yards	55	358	6.5	4	5		
Scoring	Touchdown	2pt Conv.	Xtra-pt	Field Goal	Safety	Total Points	
Brady Tweeton	4					24	
Brady Martz		1				2	
Firmian Elsholz			1			1	
Jalen Plath						0	
Jackson Wahl	1					6	
Chase Brenner						0	
Robert Mark						0	
Preston Snobl						0	
Matt Bredman						0	
Caleb Stetz						0	
PASSING	Attempts	Completions	Yards	Average Per Pass	Touchdowns	Interceptions	Passing %
Caleb Stetz	7	3	28	9.3	0	2	42.9%
RECEIVING	Receptions	Yards	Avg. Per Catch	Touchdowns			
Brady Martz	1	7	7.0				



Hunter Zenzen	1	12	12.0						
Preston Snobl									
Chase Brenner									
Jackson Wahl									
Jalen Plath									
Brady Tweeton	1	9	9.0						
						XTR Point		FG	
KICKING	Type of Kick	Attempts	Yards	Avg. Per Kick	Xtr PT/FG	Attempts	Made	ATT	Made
Firmian Elsholz	KO	6	212	35.3	Firmian Elsholz	1	1	0	0
Preston Snobl	Punt								
Jackson Wahl	Punt								
Chase Brenner	Punt								
Owen Lewis	KO								
RETURNS	Punt Returns Yardage	KO Returns Yardage	# Punt Returns	# KO Returns	Total Return Yards	Touchdowns			
Chase Brenner		50		3	50				
Brady Martz									
Brady Tweeton									
Matt Bredman									
Hunter Zenzen		16		1	16				
Jalen Plath									
Preston Snobl		36		3	39				
Jackson Wahl									
Robert Mark									



Defensive Stats vs Paynesville (State Playoffs)												
Name	#	solo Tackles +3	Assisted Tackles +1	Tackle for loss +2	Tipped pass +1	Fumble caused +4	Fumble recovery +3	Int +5	Sack +4	Blocked Kick +5	Tackle on Kick +3	Total Points
Preston Snobl	2	3	8	1								19
Jackson Wahl	3				2							2
Caleb Stetz	5											0
Adam Tonsfeldt	6										1	3
Nolan Rick	7											0
Blake Torfin	8											0
Noah Gray	9											0
Matt Bredman	10											0
Jacob Morgan	12											0
Sam Askegaard	14											0
Brady Martz	15	4	8		1		1				1	27
Brady Tweeton	20	6	3		1							22
Brooks Martinson	21	3	3									12
Robert Mark	22					1						4
Chase Brenner	30											0
Grant Inniger	31											0
Jake Affield	33											0
Firmian Elsholz	35											0
Noah Vandal	43											0
Graham Abarr	44											0
Jalen Plath	45											0
Alex Jennison	50	4	3				1		1		1	25
Jackson Poepping	53											0
Jonny Kletsch	54	1	1									4
Leif Enstad	56											0
Jared Poppel	58											0
Tanner Kadrmas	60											0
Connor Morse	65											0
Gavin Camperud	67											0
Tristan Elliot	70											0
Jack Trowbridge	73	2	3	1								11
Brady Kroll	74										1	3
Tyler Stage	76											0
Matt Samuelson	77											0
Joey Marquart	78											0
Ashton Johnson	79											0
Hunter Zenzen	80	5	3									18
Joey Mark	81											0
Owen Lewis	85	2										6
Hunter Anderson	34											0
Brayden Becker	23											0



Offensive Stats vs Season							GAME STATS	Trojans	Opponent
RUSHING	Attempts	Yards	Average per rush	fumbles	Touchdowns				
Brady Tweeton	107	1008	9.4	3	22		First Downs	187	129
Brady Martz	154	1278	8.3	1	12		Rushing	150	81
Jackson Wahl	109	788	7.2	4	8		Passing	28	37
Chase Brenner	26	115	4.4	2	3		Penalty	9	11
Caleb Stetz	22	16	0.7	5	0		Rushing Yards	3395	1949
Matt Bredman	4	35	8.8	0	0		Passing Yards	671	1286
Adam Tonsfeldt	9	32	3.6	1	0		Total Offense	4066	3235
Noah Vandal	15	59	3.9	0	0		Turnovers	24	21
Firmian Elsholz	3	12	4.0	1	0		Penalties	0	0
Preston Snobl	3	16	5.3	0	0		Number	80	76
Robert Mark	8	25	3.1	0	2		Yards penalized	640	600
Hunter Anderson	1	8	8.0	0	0				
Brayden Becker	1	4	4.0	0	0				
Total yards	462	3396	7.4	17	47				
Scoring	Touchdown	2pt Conv.	Xtra-pt	Field Goal	Safety	Total Points			
Brady Tweeton	22	2	0	0	0	136			
Brady Martz	16	3	0	0	0	102			
Firmian Elsholz	0	0	27	0	0	27			
Jalen Plath	1	0	0	0	1	8			
Jackson Wahl	10	3	0	0	0	66			
Chase Brenner	4	0	0	0	0	24			
Robert Mark	2	0	0	0	0	12			
Preston Snobl	2	2	0	0	0	16			
Matt Bredman	1	0	0	0	0	6			
Caleb Stetz	0	2	0	0	0	4			
PASSING	Attempts	Completions	Yards	Average Per Pass	Touchdowns	Interceptions	Passing %		
Caleb Stetz	85	46	671	14.6	8	6	54.1%		
RECEIVING	Receptions	Yards	Avg. Per Catch	Touchdowns					







Defensive Stats vs. Season Stats												
Name	#	solo Tackles +3	Assisted Tackles +1	Tackle for loss +2	Tipped pass +1	Fumble caused +4	Fumble recovery +3	Int +5	Sack +4	Blocked Kick +5	Tackle on Kick +3	Total Points
Preston Snobl	2	29	46	11	1	0	1	1	1	2	6	196
Jackson Wahl	3	9	17	1	7	0	1	3	0	0	1	74
Caleb Stetz	5	1	3	0	1	0	0	0	0	0	0	7
Adam Tonsfeldt	6	1	4	0	2	0	2	0	0	0	8	39
Nolan Rick	7	0	0	0	0	0	0	0	0	0	0	0
Blake Torfin	8	0	1	0	0	0	0	0	0	0	0	1
Noah Gray	9	0	0	0	0	0	0	0	0	0	1	3
Matt Bredman	10	9	10	0	5	0	1	2	0	0	0	55
Jacob Morgan	12	1	2	0	0	0	0	0	0	0	2	11
Sam Askegaard	14	0	0	0	0	0	0	0	0	0	1	3
Brady Martz	15	46	38	4	4	0	1	2	1	0	6	223
Brady Tweeton	20	16	16	4	2	0	0	2	0	0	5	99
Brooks Martinson	21	15	27	3	2	1	0	0	1	0	1	91
Robert Mark	22	5	17	1	3	1	2	0	0	0	3	56
Chase Brenner	30	14	4	1	2	0	0	1	0	0	1	58
Grant Inniger	31	0	1	0	0	0	1	0	0	0	0	4
Jake Affield	33	0	0	0	0	0	0	0	0	0	0	0
Firmian Elsholz	35	0	0	0	0	0	0	0	0	0	6	18
Noah Vandal	43	0	2	0	0	0	0	0	0	0	3	11
Graham Abarr	44	0	0	0	0	0	0	0	0	0	0	0
Jalen Plath	45	2	0	0	0	0	0	0	0	1	1	14
Alex Jennison	50	16	30	4	1	0	2	0	1	0	8	121
Jackson Poepping	53	0	1	0	0	0	0	0	0	0	0	1
Jonny Kletsch	54	27	38	9	4	0	2	0	1	0	0	151
Leif Enstad	56	0	1	0	0	0	0	0	0	0	0	1
Jared Poppel	58	1	0	0	0	0	0	0	0	0	0	3
Tanner Kadrmas	60	0	1	0	0	0	0	0	0	0	0	1
Connor Morse	65	3	1	0	0	0	0	0	0	0	0	10
Gavin Camperud	67	4	4	0	0	0	0	0	0	0	0	16
Tristan Elliot	70	0	3	1	0	0	0	0	0	0	0	5
Jack Trowbridge	73	9	13	4	2	0	0	0	0	0	0	50
Brady Kroll	74	2	1	1	0	0	0	0	0	0	6	27
Tyler Stage	76	1	0	0	0	0	0	0	0	0	0	3
Matt Samuelson	77	0	0	0	0	0	0	0	0	0	0	0
Joey Marquart	78	2	1	0	0	0	0	0	0	0	0	7
Ashton Johnson	79	0	1	0	0	0	0	0	0	0	0	1
Hunter Zenzen	80	27	45	8	1	0	1	0	2	0	5	169
Joey Mark	81	1	5	0	0	0	0	0	0	0	0	8
Owen Lewis	85	12	24	9	1	0	0	0	3	0	2	97
Hunter Anderson	34	1	0	0	1	0	0	0	0	0	0	4
Brayden Becker	23	0	0	0	0	0	0	0	0	0	0	0
totals		254	357	61	39	2	14	11	10	3	66	



## 2017 Midwest White Sub-District

### All Sub-District

### Honorable Mention

#### Barnesville

1. Jonny Kletsch (Sr.)
2. Brady Martz (Sr.)
3. Caleb Stetz (Sr.)
4. Jack Trowbridge (Sr.)
5. Hunter Zenzen (So.)

1. Jackson Poepping (Jr.)
2. Preston Snobl (Jr.)
3. Jackson Wahl (So.)

#### Breckenridge

1. Carter Fredericksen (Jr.)
2. Tommy Hiedeman (Sr.)
3. Andrew Kram (Sr.)

1. Darian Clark (Sr.)
2. Hunter Feigum (Jr.)
3. Mitch Porter (Sr.)

#### Crookston

1. Brady Butt (So.)
2. Cade Salentine (Sr.)
3. Jake Wagner (Sr.)
4. Colton Weiland (Sr.)

1. Tim Parr (Sr.)
2. Leyton Salentine (So.)
3. Mason Wang (Sr.)

#### Frazee

1. Gabe Drewes (Jr.)

1. Tony Malikowski (Jr.)

#### Hawley

1. Chase Libak (Jr.)
2. Donnie Loegering (Sr.)
3. Garner Moe (Sr.)
4. Tyler Todd (Sr.)

1. Noah Glad (Jr.)
2. Gunnar Lawson (Jr.)
3. Harrison Nord (Sr.)
4. Matt Thompson (So.)



5. Jacob Vetter (Jr.)
6. Sam Wamre (Sr.)

#### Pelican Rapids

- |                           |                         |
|---------------------------|-------------------------|
| 1. Jacob Gottenborg (Sr.) | 1. Carson Haugrud (Sr.) |
| 2. Kaleb Tollefson (Sr.)  | 2. Oakley Kress (Sr.)   |

#### Roseau

- |                          |                       |
|--------------------------|-----------------------|
| 1. Nathan Adrian (Sr.)   | 1. Nels Braaten (Sr.) |
| 2. Jacob Lindemann (Jr.) | 2. Pacey Miller (Sr.) |



## 2017 Midwest White Sub-District All-Academic Team

### Barnesville

Graham Abarr (So.)  
Tanner Kadrmas (So.)  
Brooks Martinson (Jr.)  
Jackson Poepping (Jr.)  
Caleb Stetz (Sr.)  
Brady Tweeton (Sr.)

### Breckenridge

Charlie Boldingh (Jr.)  
Sawyer Gowin (Jr.)  
Jake Wendorff (Jr.)

### Crookston

Joey Doda (So.)  
(So.)  
Nick Garmen (Jr.)  
Ty Hamre (So.)  
Jaden Lubarski (Jr.)  
Easton Tanquist (Fr.)

### Frazee

Brett Graham (So.)  
Micah Hanebuth (So.)  
Brock Riewer (Jr.)

### Hawley

Justin Bentley (So.)  
Jayden Carlisle (Jr.)  
Derian Gerdes (So.)  
Noah Glad (Jr.)  
Gunnar Lawson (Jr.)  
Chase Libak (Jr.)  
Garner Moe (Sr.)  
Nathan Sperr (So.)  
Matthew Thompson (So.)

### Pelican Rapids

Hayden Christenson (Jr.)  
Colm Fitzsimmons (Jr.)  
Obedt Franco-Hernandez  
Jacob Gottenborg (Sr.)  
Carlan Haugrud (Sr.)  
Kaleb Tollefson (Sr.)

### Roseau

Nathan Adrian (Sr.)  
Gabriel Carlson (Sr.)  
Samuel Grafstrom (So.)  
Jonah Provance (Sr.)  
Luke Tangen (Jr.)



Daniel Wensloff (So.)

**2017 Midwest Whit Sub-District Position Player Awards**

Sub-District Quarterback of the Year	- Jacob Vetter - Hawley
Sub-District Offensive Back of the Year	- Donnie Loegering - Hawley
Sub-District Receiver of the Year	- Chase Libak - Hawley
Sub-District Offensive Lineman of the Year	- Garner Moe - Hawley
Sub-District Linebacker of the Year	- Nathan Adrian - Roseau
Sub-District Defensive Back of the Year	- Brady Martz - Barnesville
Sub-District Defensive Lineman of the Year	- Sam Wamre - Hawley
Sub-District Specialist of the Year	- Firmian Elsholz - Barnesville
Sub-District Coach of the Year	- Peder Naatz - Hawley
Sub-District Player of the Year	- Donnie Loegering - Hawley

# \*\*\*MN State Class AA Football\*\*\*

**CHAMPIONS**

Fri Nov 10, 2017 - 7:00 pm	
1 - Caledonia	
4 - Minneapolis North	
Burnsville	

Fri Nov 10, 2017 - 7:00 pm	
5 - Paynesville Area	
8 - Barnesville	
Alexandria	

Fri Nov 10, 2017 - 8:00 pm	
2 - Blue Earth Area	
3 - Pipestone Area	
New Ulm	

Fri Nov 10, 2017 - 7:00 pm	
6 - West Central Area/Ashby	
7 - Moose Lake-Willow River	
Brainerd	

Thu Nov 16, 2017 - 2:00 pm	
US Bank Stadium	



Fri Nov 17, 2017 - 11:30 am	
US Bank Stadium	

Fri Nov 24, 2017 - 1:00 pm	
US Bank Stadium	



# Brady Tweeton Named To All-State Football Team



BRADY TWEETON

Brady Tweeton has been named to the Class AA, All-State Academic Football Team for 2017 has been named. Brady Tweeton was named to the team. Brady is a senior at Barnesville High School and the son of Kyle and Ann Tweeton. The players selected have exhibited

excellence in the classroom, in leadership within their schools and on the football field. On a scale where 4.0 equals a straight "A" grade point average, this team's GPA was 3.85.

Players selected are:

Brady Tweeton - Barnesville  
Sam Lundebrek - Benson  
Brent Robley - Caledonia  
Logan Ziegler - Maple River  
Lincoln Arndt - Maple River  
Jake Hoffman - Minnewaska

Area

Matt Gruber - Minnewaska Area  
Dominic Schlangen - Eden  
Valley-Watkins

Aaron Holmberg - EdenValley-  
Watkins

Bradley Miller - Lewiston-Altura  
Samuel Puetz - Lewiston-Altura  
Adam Rients - Waterville-

Elysian-Morristown

Connor Koebernick - MorrisArea/  
Chokio-Alberta

Beau Sanford - Crosby-Ironton  
Jared Campbell - Paynesville

Minnesota Football Coaches Association

All-State Academic Football Team

Class AA

The Class AA, All-State ACADEMIC Football Team for 2017 has been named. The players selected have exhibited excellence in the classroom, in leadership within their schools and on the football field. On a scale where 4.0 equals a straight "A" grade point average, this team's GPA was 3.85.

Players selected are:

Brady Tweeton	Barnesville
Sam Lundebrek	Benson
Brent Robley	Caledonia
Logan Ziegler	Maple River
Lincoln Arndt	Maple River
Jake Hoffman	Minnewaska Area
Matt Gruber	Minnewaska Area
Dominic Schlangen	Eden Valley-Watkins
Aaron Holmberg	Eden Valley-Watkins
Bradley Miller	Lewiston-Altura
Samuel Puetz	Lewiston-Altura
Adam Rients	Waterville-Elysian-Morristown
Connor Koebernick	Morris Area/Chokio-Alberta
Beau Sanford	Crosby-Ironton
Jared Campbell	Paynesville

Thanks,

Scott Gonnerman Class AA Committee Chair MFCA Individual Academic All-State





# BARNESVILLE FOOTBALL RECORD BOOK 1950-CURRENT

\*\*ALWAYS LOOKING FOR NEW STATS TO ADD, SO  
ALWAYS A WORK IN PROGRESS



# Career Defensive Stats

Solo Tackles Career	
Austin Martz	122
Jacob Grosz	92
Cody Cox	86
Brady Martz	86
Josh Harris	71
Stuart Brandt	71
Ethan Ishaug	69
Zach Hochhalter	67
Adam Rice	66
Michael Strand	60
Brady Tweeton	57
Jace Nosal	54
Kieran Johnson	52

Tackle For Loss (20)	
Kieran Johnson	46
Jacob Grosz	40
Josh Harris	30
Cody Cox	27
Zach Hochhalter	25
Tanner John	24
Bradey Berg	23
Andy Janssen	23
Alec Wheelright	22
Corey Praska	21

Interceptions	
Brady Martz	12
Austin Martz	11
Michael Strand	10
Brady Tweeton	9
Brian Scheffler*	8
Adam Rice	5
Kyler Martz	5
John Hagen	5
Tracy Jerald	5

Assisted Tackles Career	
Chad Holland	253
Cody Cox*	204
Ethan Ishaug	171
Austin Martz	152
Jacob Grosz	144
Bradey Berg	138
Kieran Johnson	127
Brady Martz	115
Corey Praska*	114
Randy Barta	114
Joey Roste	98
Leland Volrath	96
Ben Randklev	94
Michael Strand	92

Tipped Passes	
Brady Martz	20
Austin Martz	15
Stuart Brandt	13
John Hagen	11
Michael Strand	10
Kyler Martz	9
Brady Tweeton	9
Ethan Ishaug	8
Zach Buth	7

Sacks	
Kieran Johnson	16
Tanner John	13
Josh Harris	11
Cody Cox	9
Kyle Johnson	8
Mac Tschakert	7.5
Jordan Rice	6.5
Bradey Berg	6

Total Tackles Career	
Cody Cox*	290
Chad Holland	281
Austin Martz	274
Jacob Grosz	241
Ethan Ishaug	240

Caused Fumbles	
Jacob Grosz	10
Austin Martz	6
Josh Harris	6
Zach Hochhalter	5
Brad Halverson	4
Isaac Goedtke	4

Fumble Recovery	
Austin Martz	5
Jacob Kletsch	4
Jacob Grosz	4
Tanner John	4
Andy Janssen	4
Brady Martz	4

Blocked Kicks	
Austin Martz	5
Trevor Nelson	3
Josh Harris	2
Aaron Schindler*	2
Zach Hochhalter	2
Alec Wheelright	2
Willie Anderson	2
Garrett Anderson	2
Dana Berg	2
Tate Elliott	2

# Individual Game Records Defense

Interceptions in a game			Interception Returns		
Mark Kragness	1986 vs Frazee	4	Michael Strand	vs Hawley 2013	92 TD
Brady Martz	2016 vs UNC	3	Greg Bang	1968 vs Battle Lake	70 TD
			Tony Harris*	1994 vs Mahnomen	68
Most Total Tackles in a Game			Sacks in a Game		
Chad Holland	1980 vs Frazee	26	Aaron Schindler *	2006 vs DGF	4
Ed Kava	1980 vs Frazee	25	Mac Tschakert	2011 vs Pelican Rapids	3.5
Bill Ferris	1980 vs Frazee	22	Kieran Johnson	2014 vs Staples	3
Chad Holland	1980 vs Perham	21	Rusty Renecker	2006 vs Perham	3
Cody Cox*	2006 vs Roseau	20			
Jacob Grosz	2009 vs Minneota	18			
Cody Cox	2007 vs Blackduck	18	Tackles for Loss in a Game		
Cody Cox*	2006 vs Pelican Rapids	18	Aaron Schindler*	2006 vs DGF	7
Matt Ness *	1991 vs Frazee	17	Cody Cox*	2005 vs Walker	6
Chad Harrison*	1991 vs Pelican Rapids	17	Jacob Grosz	2009 vs Minneota	5
Cody Cox*	2006 vs DGF	16	Kieran Johnson	2016 vs DGF	4
Michael Strand	2013 vs Hawley	15	Jonah Kletsch	2011 vs Osakis	4
Cody Cox*	2006 vs Perham	15	Tanner John	2010 vs LPA	4
Aaron Schindler *	2006 vs DGF	15			
Most Solo Tackles in a Game			Most Assisted Tackles in a Game		
Matt Ness*	1991 vs Frazee	12	Ed Kava	1980 vs Frazee	24
Jacob Grosz	2009 vs Minneota	10	Chad Holland	1980 vs Frazee	21
Brady Martz	2017 vs Crookston	10	Bill Ferris	1980 vs Frazee	21
Cody Cox*	2006 vs DGF	7	Bill Ferris	1980 vs Perham	18
Josh Harris	2011 vs Warroad	7	Chad Holland	1980 vs Perham	17
Brady Tweeton	2015 vs Crookston	7	Cody Cox*	2006 vs Pelican Rapids	15
Zach Hochhalter	2008 vs LOW	7	Jared Nelson*	2006 vs Pelican Rapids	15
			Cody Cox*	2006 vs Roseau	14
			Michael Strand	2013 vs Hawley	13
			Cody Cox*	2007 vs Blackduck	13
Fumble Recovery for TD - Longest			Seth Martinson	2013 vs Hawley	12
Jeff Halverson	vs Perham 1978	70	Jimmy Kletsch	2014 vs Frazee	12
			Jace Nosal	2013 vs LPGE	12
			Cody Cox*	2006 vs Frazee	12
Blocked Kicks in a Game					



### SEASON DEFENSIVE LEADERS

\*Agassiz Valley Coop but Barnesville athlete



# CAREER OFFENSIVE INDIVIDUAL RECORDS

Rushing Total Yards Career (1000 min)	
Michael Strand	3423
Brady Tweeton	3354
Tony Harris*	2473
Dean Halverson	2453
Zach Hochhalter	2361
Austin Martz	2313
Adam Rice	2273
Brady Martz	2046
Colby Braton	1721
Jacob Grosz	1254
Cody Cox	1234
Connor John	1082

Rushing Average Career (80 carries min)		
Michael Strand	326-3423	10.5
Brady Tweeton	329-3354	10.1
Jacob Bashor	83-829	10
Austin Martz	236-2313	9.8
Brady Martz	329-3354	8.9
Adam Rice	284 - 2273	8.0
Dean Halverson	308-2453	7.96
Stuart Brandt	123-946	7.69
Connor John	149-1082	7.5
Jacob Grosz	178-1254	7.0
Josh Tweeton	92-618	6.7
Colby Braton	290-1721	5.93

Rushing Attempts	
Tony Harris*	394
Brady Tweeton	329
Michael Strand	326
Zach Hochhalter	314
Dean Halverson	308
Colby Braton	290
Adam Rice	284
Austin Martz	236
Brady Martz	230

Rushing Touchdowns	
Michael Strand	60
Brady Tweeton	55
Zach Hochhalter	35
Adam Rice	35
Austin Martz	30
Tony Harris*	27
Colby Braton	24
Brady Martz	23
Jacob Grosz	18

Total Points Scored	
Michael Strand	582
Brady Tweeton	418
Adam Rice	278
Austin Martz	264
Zach Hochhalter	232
Brady Martz	226
Tony Harris*	206
Colby Braton	182
John Hagen	177

Total Offense (Rushing + Receiving)	
Michael Strand	4,052
Brady Tweeton	3,937
Adam Rice	2766
Austin Martz	2742
Tony Harris*	2683
Zach Hochhalter	2657
Dean Halverson	2543
Brady Martz	2246
Colby Braton	2086

Passing Yard Career	
Matt Askegaard*	2792
Robbie Strand	2277
Kyler Martz	1979
Ethan Ishaug	1807
Spencer Cook	1607
Caleb Stetz	1346

Passing Touchdowns	
Robbie Strand	37
Matt Askegaard*	31
Kyler Martz	25
Ethan Ishaug	20
Caleb Stetz	20
Spencer Cook	15
Zach Olson	5

Passing Percentage	
Kyler Martz	63.9
Spencer Cook	55.3
Ethan Ishaug	54
Robbie Strand	53.8
Caleb Stetz	53.5
Jimmy Solum*	52.4

Most Interceptions	
Marty Gray*	21
Zach Olson	15
Mark Kragnes	14
Spencer Cook	11
Robbie Strand	8
Caleb Stetz	8
Ethan Ishaug	7

Completed Passes	
Marty Gray*	145
Robbie Strand	119
Ethan Ishaug	114
Kyler Martz	103
Spencer Cook	94
Matt Askegaard*	84
Caleb Stetz	84

Attempted Passes	
Marty Gray*	317
Robbie Strand	221
Ethan Ishaug	211
Spencer Cook	170
Zach Olson	162
Kyler Martz	161

Most Receptions	
Brady Tweeton	39
Jesse Rostad*	36
Jacob Grosz	33
Michael Strand	28
Austin Martz	24

Most Touchdowns Receiving	
Michael Strand	11
Austin Martz	9
Jesse Rostad*	8
Brady Tweeton	7
Colby Braton	6

Most Yards Receiving	
Michael Strand	629
Brady Tweeton	583
Adam Rice	493
Zach Buth	468
Austin Martz	429



# SEASON INDIVIDUAL OFFENSIVE RECORDS

Rushing Total Yards Season		Rushing Average Season (50 Carries Min)			Total Offense (Rush + Pass)	
Brady Tweeton 2016	1901	Michael Strand -2013	106-1701	16	Brady Tweeton 2016	2109
Michael Strand 2013	1701	Brady Tweeton 2016	167-1901	11.4	Michael Strand 2013	2007
Brady Martz, 2017	1278	Adam Rice 2011	71-772	10.9	Brady Martz, 2017	1429
Jim Schindler 1961	1262	Jacob Bashor 2009	60-634	10.6	Matt Ness 1991*	1345
Matt Ness* 1991	1232	Brady Martz 2016	68-710	10.4	Michael Strand 2012	1317
Jay McEvers 1964	1186	Austin Martz 2012	91-936	10.3	Zach Hochhalter 2010	1188
Michael Strand 2012	1040	Bryce Schmaltz	63-601	9.5	Austin Martz 2012	1178
Zach Hochhalter 2010	1039	Stuart Brandt 2012	69-646	9.4	Touchdown Receptions	
Perry Ferris 1978	1035	Austin Martz 2010	67-627	9.4	Jesse Rostad * 1996	8
Brady Tweeton, 2017	1008	Brady Tweeton, 2017	107-1008	9.4	Michael Strand 1996	6
Austin Martz 2012	936	Alex Trowbridge	52-449	8.5	Tanner John 2010	6
Dean Halverson 1982	931	Adam Rice 2010	84-708	8.4	Zach Buth 2009	5
Colby Braton 2011	872	Dean Halverson 1982	111-931	8.4	Colby Braton 2011	5
Dean Halverson 1983	864	Brady Martz, 2017	154-1278	8.3		
Tom Iverson 1975	820	Zach Hochhalter 2010	129-1039	8.1		
Connor John 2016	776	Anders Gylland	88-714	8.1		
Adam Rice 2011	772					
Rushing Touchdowns		Total Points Scored		Receptions in a Season		
Michael Strand 2013	31	Michael Strand 2013	272	Jesse Rostad* 1996	36	
Brady Tweeton 2016	28	Brady Tweeton 2016	208	Brian Rattevoid 1985	25	
Michael Strand	19	Michael Strand 2012	198	Kyle Tweeton 1987	23	
Zach Hochhalter 2010	13	Adam Rice 2011	118	Jack Lien 2015	19	
Adam Rice 2011	12	John Hagen 2010	112	Jacob Grosz 2009	19	
Perry Ferris 1978	12	Austin Martz 2012	110	Brady Tweeton 2015	17	
Adam Rice 2012	11	Colby Braton 2011	98	Spencer Bernier 1976	17	
Zach Hochhalter 2009	11	Zach Hochhalter 2010	92	Boone Mahar 2010	16	
Zach Hochhalter 2008	11	Brady Martz 2016	84	Connor John 2010	16	
Jacob Grosz 2009	11	Bryce Schmaltz 2008	76	Gary Smith 1975	16	
Dan Solum 1975	11	Michael Strand 2011	76			
Ray Severson 1961	11					
Passing Yards Season		Passing Touchdowns		Passing Percentage		
Matt Askegaard*1996	1328	Robbie Strand 2011	18	Kyler Martz 2013	56-87	64.4
Robbie Strand 2010	1148	Robbie Strand 2010	18	Kyler Martz 2012	46-73	63
Kyler Martz 2013	1028	Kyler Martz 2013	15	Spencer Cook 2008	49-83	59
Robbie Strand, 2011	1016	Matt Askegaard*1996	14	Spencer Cook 2009	49-85	57.6
Ethan Ishaug 2015	930	Ethan Ishaug 2014	13	Jimmy Solum* 1994		55.1
Kyler Martz 2012	914	Caleb Stetz, 2016	12	Robbie Strand 2011	53-97	54.6
Spencer Cook 2009	909	Spencer Cook 2009	11			
Fewest Interceptions		Completed Passes		Attempted Passes		
Caleb Stetz 2016	2	Matt Askegaard*1996	84	Matt Askegaard*1996	163	
Ethan Ishaug 2014	2	Ethan Ishaug 2015	65	Ethan Ishaug 2015	116	
Robbie Strand 2011	2	Robbie Strand 2010	59	Robbie Strand 2010	114	
Zach Olson 2006	2	Kyler Martz 2013	56	Robbie Strand 2011	97	
Kyler Martz 2013	3	Robbie Strand 2011	53	Ethan Ishaug 2014	91	
Kyler Martz 2012	3	Ethan Ishaug 2014	49	Kyler Martz 2013	87	
Spencer Cook 2009	3	Spencer Cook 2009	49	Spencer Cook 2009	85	



# Individual Offensive Game Records

Rushing Game			Passing Game		
Brady Carlsrud *	vs Frazee 1998	288	Matt Askegaard *	vs DGF 1996	255
Michael Strand	vs. OTC 2013	237	Mark Kragness	vs Frazee 1986	241
Brian Dilbeck	vs Perham 1986	245	Mark Kragness	vs Perham 1986	231
Brady Tweeton	vs Hawley 2016	236	Kyler Martz	vs UNC 2012	228
Brady Tweeton	vs Crookston 2017	230	Ethan Ishaug	vs Warroad 2014	193
Brady Tweeton	vs Crookston 2016	218	Robbie Strand	vs UNC 2011	168
Michael Strand	vs WCA 2013	212	Kyler Martz	vs UNC 2013	168
Michael Strand	vs Frazee 2013	208	Robbie Strand	vs Pine River-Backus 2010	161
Adam Rice	vs Goodhue 2010	198	Kyler Martz	vs Frazee 2013	160
Michael Strand	vs Hawley 2012	197	Robbie Strand	vs Browerville 2011	159
Brady Martz	vs DGF 2017	195	Caleb Stetz	vs Roseau, 2017	159
Brady Tweeton	vs Hawley, 2017	193			
Brady Tweeton	vs Breckenridge, 2017	192			
Michael Strand	vs Bagley 2012	191			
Adam Rice	vs Osakis 2011	190			
Rushing Touchdowns in a Game			Passing Touchdowns in a Game		
Michael Strand	vs WCA 2013	5	Robbie Strand	vs Browerville 2011	4
Michael Strand	vs Hawley 2012	4	Robbie Strand	vs Bagley 2010	4
Brady Tweeton	vs Crookston 2016	4	Kyler Martz	vs LPGE 2013	4
Brady Martz	vs Warroad 2016	4	Caleb Stetz	vs Roseau, 2017	4
Brady Tweeton	vs Breckenridge 2016	4	Kyler Martz	vs Frazee 2013	3
Michael Strand	vs UNC 2013	4	Kyler Martz	vs UNC 2012	3
			Caleb Stetz	vs Warroad 2016	3
			Tom Holter	vs Wheaton 1951	3
Receptions in a game			Passing Completions in a Game		
Jack Lien	vs DGF 2016	6	Jimmy Solum *	vs Perham 1994	16
Jacob Grosz	vs Pelican Rapids 2010	5	Kyler Martz	vs UNC 2013	11
Nick Randklev	vs Hawley 2014	4	Kyler Martz	vs LPGE 2013	10
Colby Braton	vs Warroad 2011	4	Caleb Stetz	vs UNC 2016	10
Boone Mahar	vs Browerville 2010	4	Ethan Ishaug	vs Hawley 2014	9
Boone Mahar	vs New Ulm Cathedral	4	Robbie Strand	vs Browerville 2010	9
			Robbie Strand	vs Pine River-Backus 2010	9
			Kyler Martz	vs UNC 2012	8
Receiving Yards in a game			Robbie Strand	vs Browerville 2011	8
Doug Carlsrud	vs Perham 1965	158	Robbie Strand	vs Pelican Rapids 2011	8
Adam Rice	vs Pelican Rapids 2011	130	Spencer Cook	vs Pine River Backus 2008	8
Jesse Rostad *	vs OTC 1996	129			
Isaac Goedtke	vs UNC 2012	128			
Austin Martz	vs UNC 2012	113			
Michael Strand	vs Frazee 2013	113			
Ethan Ishaug	vs LPGE 2013	93			
Receiving Touchdowns in a game			Points Scored in a Game		
Don Anderson	vs Wheaton 1951	3	Michael Strand	vs WCA 2013	42
Isaac Goedtke	vs UNC 2012	2	Brady Tweeton	vs Breckenridge	36
Colby Braton	vs Warroad 2011	2	Michael Strand	vs UNC 2013	32
Jordan Bang	vs Crookston 2014	2	Brady Tweeton	vs Crookston, 2017	32
Tanner John	vs Bagley 2010	2	Michael Strand	vs LPGE 2013	31
Jesse Rostad *	vs Frazee & Warroad 1996	2	Brady Martz	vs Warroad 2016	30
			Brady Tweeton	vs Breckenridge, 2017	30



# Team Records Season

Scoring Average		Defensive Average		Most Points Scored	
2013	50	1951	3.5	2013	550
2012	47	1961	4.0	2009	536
2011	46.8	2011	6.5	2012	517
2016	40.4	1950	6.6	2016	485
2009	40.1	2013	7.8	2011	464
2010	38.6	1981	8		
		1975	8.1		
		1977	8.55		
		1978	8.75		
		2009	8.8		
		2010	8.9		
Most Rushing Yards		Most Passing Yards/Receiving Yards		Total Offensive Yards	
2016	4301	1996*	1337	2016	4976
2010	3715	2010	1161	2010	4876
2012	3474	2009	1132	2012	4574
2013	3456	2012	1100	2013	4484
2017	3395	2011	1062	2011	4004
2009	3206	2013	1028	2009	4338
2011	2942			2017	4066
Most 1st Downs		Fewest 1st downs given up			
2016	198	2011	67		
2010	188	2012	72		
2017	187	2009	77		
2009	155	2013	77		
2012	146	2008	80		
*Agassiz Valley Coop but Barnesville athlete					

Team Records Game

<b>Most Total Yards in a Game</b>			<b>Most Yards Rushing in a Game</b>		
2016	vs Frazee	567	2016	vs Frazee	560
2011	vs USA	551	2012	vs USA	536
2015	vs Warroad	549	2013	vs USA	484
2012	vs WDC	540	2011	vs USA	464
2013	vs USA	536	2010	vs Goodhue	460
2010	vs Goodhue	527	2015	vs Warroad	458
1959	vs Perham	522	<b>Fewest Yards Given Up in a Game</b>		
<b>Most Yards Passing in a Game</b>			1964	vs Glyndon	-26
1996	vs DGF	255	2009	vs Walker	-21
1986	vs Frazee	241	2009	vs PRB	21
1986	vs EGF	231	2013	vs WDC	27
2012	vs UNC	228	2011	vs USA	30
1959	vs Perham	226	2015	vs Pelican Rapids	34
2014	vs Warroad	193	2012	vs KMS	35
<b>Most Points Scored in a Game</b>			1967	vs Hawley	40
2009	vs Blackduck	74	<b>Fewest First Downs Given up</b>		
2013	vs WDC	70	2009	vs Blackduck	1
2011	vs UNC	69	2009	vs Walker	1
2013	vs UNC	68	2009	vs Pine River-Backus	2
2011	vs LPGE	63	2012	vs LPGE	2
2009	vs Walker	62	2013	vs WDC	2
2015	vs Pelican Rapids	62	2008	vs Blackduck	3
<b>Fewest Opponents Yards Rushing in a Game</b>			2008	vs Walker	3
1964	vs Glyndon	-26	2008	vs Walker	3
2009	vs Walker	-21	2005	vs Walker	3
2008	vs PRB	-20	<b>Most First Downs in Game</b>		
2013	vs WDC	2	2016	vs Warroad	24
1967	vs Hawley	7	2010	vs Browerville	23
2005	vs Walker	8	2015	vs Warroad	23
2009	vs PRB	23	2008	vs Walker	22
1969	vs Elbow Lake	24	2017	vs Crookston	22
<b>Team Interceptions in a Game</b>			2016	vs UNC	21
2016	vs UNC	5	2014	vs Crookston	21
2008	vs Blackduck	4	2016	vs Hawley	20
1972	vs Perham	4	2016	vs Frazee	20
1971	vs Perham	4	2008	vs Frazee	20
2013	vs NYM	3	<b>Team Blocked Punts in a Game</b>		
2013	vs WCA	3	1969	vs Glyndon Felton	4
2013	vs Warroad	3			





Head Coach	Years	Games Coached	Wins	Losses	Ties	Winning %
Bryan Strand	2005-	141	104	37	-	73.76%
Stacy Martz	2001-2004	36	8	28		22.22%
Al Krueger	1997-2000	37	13	24		35.14%
Craig Samuelson	1991-1996	59	36	23		61.02%
Todd Halverson	1989-1990	16	2	14		12.50%
Larry Anderson	1977-1988	108	56	52		51.85%
Dennis Hale	1973-1976	38	24	14		63.16%
Gary Vorachek	1967-1972	54	23	27	4	42.59%
George Nelson	1966	8	1	6	1	12.50%
Don Kerlin	1957-1965	70	39	28	3	55.71%
Bill Anderson	1953-1956	32	13	17	2	40.63%
Don Bredell	1949-1952	31	18	9	4	58.06%
Martin Soliah	1947-1948					
Otto Besemen	1944-1945					
Birger Johnson	1943					
Ted Meinhover	1942	6	1	5		16.67%
Fritz Grewing	1940-1941	14	8	3	3	57.14%
Leo Stenback	1937-1939					
Schwartz	1936	7	2	4	1	28.57%
Solberg	1934-1935	13	2	10	1	15.38%
Hayden	1933	5	0	5		0.00%
		675	350	306		



